

# cra'ster

2023 COLLECTION



# Intelligent Design Exceptional Experiences

Craster’s mission is to create beautiful, intelligently-designed products that surprise and delight, enabling hotels, restaurants and event spaces to deliver exceptional customer experiences in the current dynamic hospitality environment.

*“This year Craster celebrates 30 years of service and creativity.*

*I want to thank our clients and partners, longstanding and new, for their collaboration. It has been my great pleasure to work alongside our truly talented hospitality clients, manufacturing partners and our exceptional team.*

*Our shared purpose is to create beautiful, intelligent systems-led solutions that enable the world’s best hospitality brands to deliver exceptional and authentic guest stays.*

*Quality of experience has always been the currency of hospitality. As the world reopens and a new optimism in the future takes hold of our industry, people value meaningful, memorable moments in their travel.*

*This year, we are delighted to unveil Fare, our latest flexible modular trolley system. Fare brings a lightness and dexterity to the tool kit of front of house theatre. It integrates beautifully with and extends the reach of our modular Flow buffet system, dramatically increasing the scope of options to create and curate customised experiences.*

*This is Craster’s 30th collection. It is a representation of who we are and a commitment to you in the next chapter of hospitality.”*

— Alex Craster

## Food & Beverage

BUFFET	TABLE TOP	IN-ROOM DINING
6 Flow	88 Boards	102 Trays
40 Fare	96 Pots	105 Folding Tray Table
48 Tilt	98 Shaker	106 Wave Tray
64 Porcelain		107 Trolleys
66 Alto		
72 Rustic		
76 Patisserie		
84 Olive Wood		

## Conference & Events

TABLES
110 Line
126 Link
134 Rise

## Bedroom

144	Tea Service
146	Amenities Presentation
148	Luggage Racks
149	Shaker Bins and Storage

## Design Studio

152	Product Design
152	Space Curation

Key

- Denotes 'Gold' product: we aim to hold stock on all Gold products in our warehouses to cover regular orders of these popular products

Please note all of our products are NOT dishwasher safe unless specified otherwise



# Food & Beverage

BUFFET





## Flow

Flow is a versatile, modular display system crafted around a gastronorm footprint, offering solutions for ambient, hot and cold cuisine presentation.

Flow consists of stackable trays, trolleys, stands, protective lids and liners and heating/cooling units available in white-washed or black lacquered ash, natural oak or natural walnut. Plinth tops are available in minimalist clear or smoked grey glass and luxurious white or grey marble. Frames come in stainless or black powdercoated steel.

The Flow Range's interchangeable and stackable components offer versatility to tailor your display and allow for efficient replenishment between front and back-of-house, with new innovations regularly being added. Each stackable tray is ideal as part of a large cuisine presentation or can be selected for hygienic, discrete single-serve, offering unprecedented sustainability across dining options.

Watch the Video

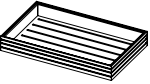





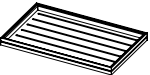










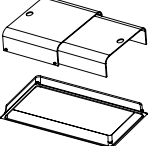







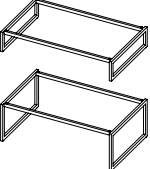
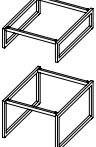
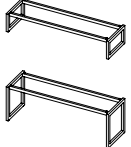


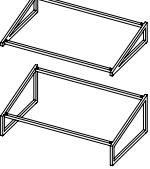
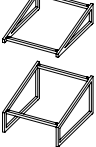










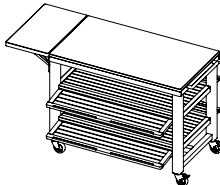
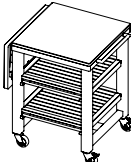




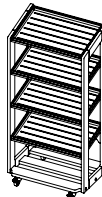
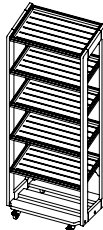




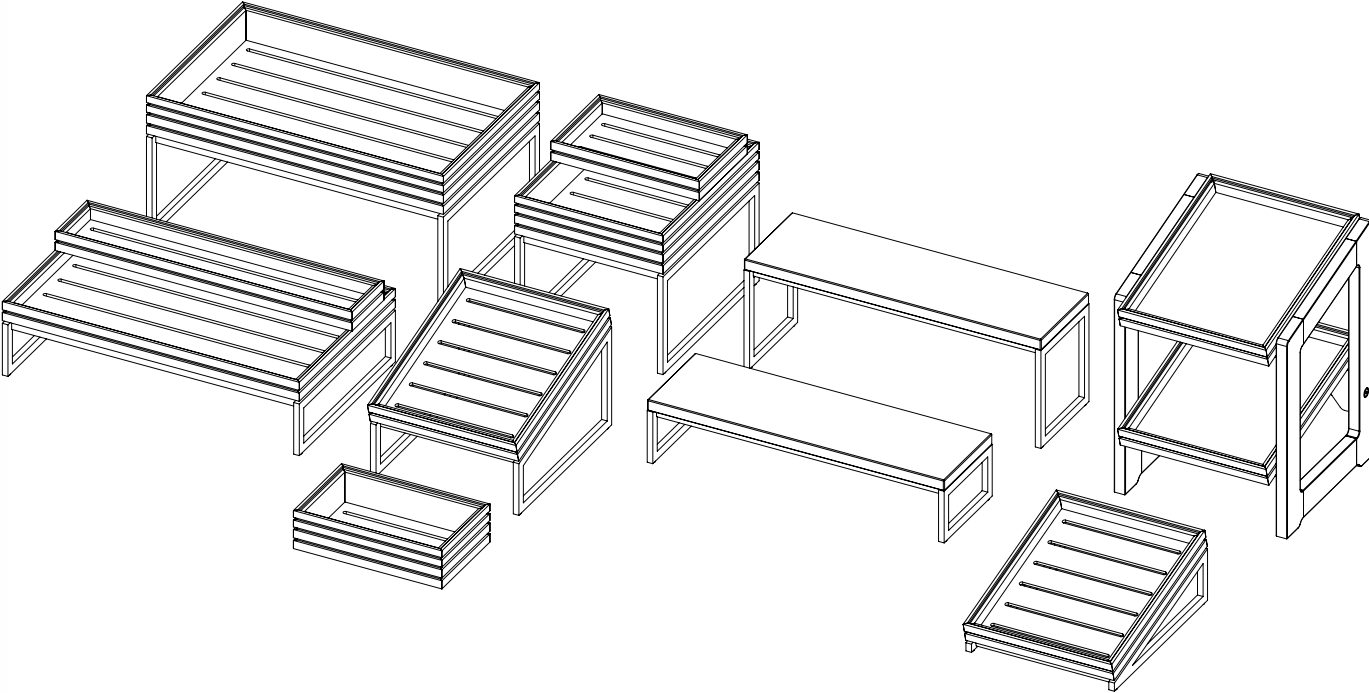
# How to create your buffet with Flow

The Flow Range is crafted around a gastronorm footprint, enabling you to create a custom display.

To build a display, simply select a gastronorm size, a frame (flat or angled) and a top (deep or shallow trays or flat plinths).

Heating and cooling units, label holders, sliding lids and lid liners allow for ambient, hot and cold services. Our Flow Range comes in four different colours including white-washed, black lacquered, natural oak or natural walnut.

Gastronorm sizes						Material	
	1.1	1.2	1.4	2.4	3.9		
	530 × 325 mm 20.8 × 12.7 in	325 × 265 mm 12.7 × 10.4 in	265 × 162 mm 10.4 × 6.3 in	530 × 162 mm 20.8 × 6.3 in	530 × 108 mm 20.8 × 4.2 in		
Tall Tray							 White-Washed Black Lacquered
Tray							 White-Washed Black Lacquered
Bread Boxes							
Lids							
Plinth							 White Marble Grey Marble Clear Glass Black Glass
Flat Frame							
Angled Frame							
Heating Unit							 Black Lacquered
Cooling System							 White-Washed Black Lacquered

Sizes		Material	
Trolley / Hot and Cold Trolley	Double	Compatible with 1.1	
			<div> </div> <div>OakWalnut</div>
Stand	Compatible with 1.1	Compatible with 1.2	
	<div></div>	<div></div> <div>OakWalnutWhite-WashedBlack Lacquered</div>	
			





• Denotes 'Gold' product

# Flow Oak Trays

A classic material used worldwide, Craster is renowned for providing expertly-crafted, beautiful Flow trays using fine European oak. Designed for quick changeover, each Flow gastronorm tray can be easily transferred from back of house and incorporated into Flow stands and trolleys as part of a display, or used alone for single-serve.



Flow Tall Oak 1.1 Tray

BU\_FR006 •  
**Mat** Oak, Oiled  
**Dim** 530 × 325 × 75 mm  
20.8 × 12.7 × 2.9 in  
**MOQ** 1  
**Note** Compatible with all 1.1 products



Flow Oak 1.1 Tray

BU\_FR001 •  
**Mat** Oak, Oiled  
**Dim** 530 × 325 × 40 mm  
20.8 × 12.7 × 1.5 in  
**MOQ** 1  
**Note** Compatible with all 1.1 products



Flow Tall Oak 1.2 Tray

BU\_FR007 •  
**Mat** Oak, Oiled  
**Dim** 325 × 265 × 75 mm  
12.7 × 10.4 × 2.9 in  
**MOQ** 1  
**Note** Compatible with all 1.2 products



Flow Oak 1.2 Tray

BU\_FR002 •  
**Mat** Oak, Oiled  
**Dim** 325 × 265 × 40 mm  
12.7 × 10.4 × 1.5 in  
**MOQ** 1  
**Note** Compatible with all 1.2 products



Flow Tall Oak 1.4 Tray

BU\_FR008 •  
**Mat** Oak, Oiled  
**Dim** 265 × 162 × 75 mm  
10.4 × 6.3 × 2.9 in  
**MOQ** 1



Flow Oak 1.4 Tray

BU\_FR003 •  
**Mat** Oak, Oiled  
**Dim** 265 × 162 × 40 mm  
10.4 × 6.3 × 1.5 in  
**MOQ** 1



Flow Tall Oak 2.4 Tray

BU\_FR022  
**Mat** Oak, Oiled  
**Dim** 530 × 162 × 75 mm  
20.8 × 6.3 × 2.9 in  
**MOQ** 1  
**Note** Compatible with all 2.4 products



Flow Oak 2.4 Tray

BU\_FR004 •  
**Mat** Oak, Oiled  
**Dim** 530 × 162 × 40 mm  
20.8 × 6.3 × 1.5 in  
**MOQ** 1  
**Note** Compatible with all 2.4 products



Flow Oak 3.9 Tray

BU\_FR005  
**Mat** Oak, Oiled  
**Dim** 530 × 108 × 40 mm  
20.8 × 4.2 × 1.5 in  
**MOQ** 1





• Denotes 'Gold' product

# Flow Oak Plinths & Stands

Flow plinths and stands rendered in fine oak add to the flexibility of the Flow modular system.



Flow Oak 1.1 Crumb Catcher

BU\_BR001 •  
Mat Oak, Oiled  
Dim 530 × 325 × 35 mm  
20.8 × 12.7 × 1.3 in  
MOQ 1



Flow Oak 1.1 Plinth

BU\_FT0035  
Mat Oak, Oiled  
Dim 530 × 325 × 20 mm  
20.8 × 12.7 × 0.7 in  
MOQ 1  
Note Compatible with all 1.1 products



Flow Oak 1.2 Plinth

BU\_FT0036  
Mat Oak, Oiled  
Dim 265 × 325 × 20 mm  
10.4 × 12.8 × 0.7 in  
MOQ 1  
Note Compatible with all 1.2 products



Flow Oak 2.4 Plinth

BU\_FT0037  
Mat Oak, Oiled  
Dim 530 × 162 × 20 mm  
20.8 × 6.3 × 0.7 in  
MOQ 1  
Note Compatible with all 2.4 products



Flow Five-Tier Oak Stand

BU\_RS004  
Mat Oak, Oiled  
Dim 574 × 400 × 1459 mm  
22.6 × 15.7 × 57.4 in  
MOQ 1  
Note Includes 5 × BU\_FR001 Trays  
Assembly required



Flow Four-Tier Oak Stand

BU\_RS003  
Mat Oak, Oiled  
Dim 574 × 400 × 1197 mm  
22.6 × 15.7 × 47.1 in  
MOQ 1  
Note Includes 4 × BU\_FR001 Trays  
Assembly required



Flow Oak 1.1 Two-Tier Stand

BU\_RS002 •  
Mat Oak, Oiled  
Dim 574 × 323 × 441 mm  
22.6 × 12.7 × 17.4 in  
MOQ 1  
Note Includes 2 × BU\_FR001 Trays  
Assembly required



Flow Oak 1.2 Two-Tier Stand

BU\_RS001 •  
Mat Oak, Oiled  
Dim 309 × 323 × 441 mm  
12.1 × 9.1 × 17.4 in  
MOQ 1  
Note Includes 2 × BU\_FR002 Trays  
Assembly required


















• Denotes 'Gold' product

# Flow Walnut Trays, Plinths & Stands

The sumptuous grain of North American walnut has been a hallmark of fine dining institutions for centuries. Designed for quick changeover, each Flow gastronorm tray and plinth can be easily transferred from back of house and incorporated into Flow stands and trolleys as part of a display or used discretely for single-serve.

			
<b>Flow Tall Walnut 1.1 Tray</b>	<b>Flow Walnut 1.1 Tray</b>	<b>Flow Tall Walnut 1.2 Tray</b>	<b>Flow Walnut 1.2 Tray</b>
BU_FF014	BU_FF011	BU_FF015 •	BU_FF012
<b>Mat</b> Walnut, Lacquered	<b>Mat</b> Walnut, Lacquered	<b>Mat</b> Walnut, Lacquered	<b>Mat</b> Walnut, Lacquered
<b>Dim</b> 530 × 325 × 75 mm 20.8 × 12.7 × 2.9 in	<b>Dim</b> 530 × 325 × 40 mm 20.8 × 12.7 × 1.5 in	<b>Dim</b> 325 × 265 × 75 mm 12.7 × 10.4 × 2.9 in	<b>Dim</b> 325 × 265 × 40 mm 12.7 × 10.4 × 1.5 in
<b>MOQ</b> 1	<b>MOQ</b> 1	<b>MOQ</b> 1	<b>MOQ</b> 1
<b>Note</b> Compatible with all 1.1 products	<b>Note</b> Compatible with all 1.1 products	<b>Note</b> Compatible with all 1.2 products	<b>Note</b> Compatible with all 1.2 products
			
<b>Flow Tall Walnut 1.4 Tray</b>	<b>Flow Walnut 1.4 Tray</b>	<b>Flow Walnut 2.4 Tray</b>	<b>Flow Walnut 3.9 Tray</b>
BU_FF018	BU_FF013	BU_FF016	BU_FF017
<b>Mat</b> Walnut, Lacquered	<b>Mat</b> Walnut, Lacquered	<b>Mat</b> Walnut, Lacquered	<b>Mat</b> Walnut, Lacquered
<b>Dim</b> 265 × 162 × 75 mm 10.4 × 6.3 × 2.9 in	<b>Dim</b> 265 × 162 × 40 mm 10.4 × 6.3 × 1.5 in	<b>Dim</b> 530 × 162 × 40 mm 20.8 × 6.3 × 1.5 in	<b>Dim</b> 530 × 108 × 40 mm 20.8 × 4.2 × 1.5 in
<b>MOQ</b> 1	<b>MOQ</b> 1	<b>MOQ</b> 1	<b>MOQ</b> 60
		<b>Note</b> Compatible with all 2.4 products	
			
<b>Flow Walnut 1.1 Plinth</b>	<b>Flow Walnut 1.2 Plinth</b>	<b>Flow Walnut 2.4 Plinth</b>	
BU_FT0030	BU_FT0031	BU_FT0032	
<b>Mat</b> Walnut, Oiled	<b>Mat</b> Walnut, Oiled	<b>Mat</b> Walnut, Oiled	
<b>Dim</b> 530 × 325 × 20 mm 20.8 × 12.7 × 0.7 in	<b>Dim</b> 265 × 325 × 20 mm 10.4 × 12.8 × 0.7 in	<b>Dim</b> 530 × 162 × 20 mm 20.8 × 6.3 × 0.7 in	
<b>MOQ</b> 1	<b>MOQ</b> 1	<b>MOQ</b> 1	
<b>Note</b> Compatible with all 1.1 products	<b>Note</b> Compatible with all 1.2 products	<b>Note</b> Compatible with all 2.4 products	
			
<b>Flow Walnut 1.1 Two-Tier Stand</b>	<b>Flow Walnut 1.2 Two-Tier Stand</b>		
BU_RS012 •	BU_RS011 •		
<b>Mat</b> Walnut, Lacquered	<b>Mat</b> Walnut, Lacquered		
<b>Dim</b> 574 × 323 × 441 mm 22.6 × 12.7 × 17.4 in	<b>Dim</b> 309 × 323 × 441 mm 12.1 × 9.1 × 17.4 in		
<b>MOQ</b> 1	<b>MOQ</b> 1		
<b>Note</b> Includes 2 × BU_FF011 Trays Assembly required	<b>Note</b> Includes 2 × BU_FF012 Trays Assembly required		






# Flow Stacking Bento

Curate delightful dining experiences with the modular Stacking Bento Boxes for meal and drinks delivery without single use plastics. Intelligently designed for properties where elegance and understated materials are as important as wellness and hygiene, Stacking Bento Boxes consolidate entire cuisine presentations for covered carriage and service to Bali beds, party villas or poolside loungers.

Flow trays are a sustainable solution, transferring easily from Bento arrangements to full buffet setups with frames, trolleys and stands.

Individual components to the Stacking Bento Box kits can fit seamlessly into the Flow system. Bespoke Bento Box designs to fit individual service requirements are also available upon request.



Flow Bento Kit 1.2 Small Meal

SET\_BBWSM

Mat

Walnut, Lacquered

Dim


325 × 265 × 230 mm  
12.8 × 10.4 × 9 in

MOQ

1

Note

Components: 1 × BU\_FF062, 2 × BU\_FF066, 1 × BU\_FC062



Flow Bento Kit 1.1 Meal

SET\_BBWLM

Mat

Walnut, Lacquered

Dim


530 × 325 × 230 mm  
20.8 × 12.8 × 9 in

MOQ

1

Note

Components: 1 × BU\_FF061, 1 × BU\_FC061, 1 × BU\_FF062, 2 × BU\_FF066



Flow 1.1 Bento Tray Lid

BU\_FC061

Mat

Walnut, Lacquered

BU\_FC051

Mat

Oak, Lacquered

Dim


530 × 325 × 20 mm  
20.8 × 12.8 × 0.8 in

MOQ

1

Note

Compatible with all 1.1 trays



Flow 1.2 Bento Tray Lid

BU\_FC062

Mat

Walnut, Lacquered

BU\_FC052

Mat

Oak, Lacquered

Dim


325 × 265 × 20 mm  
12.8 × 10.4 × 0.8 in

MOQ

1

Note

Compatible with all 1.2 trays



Flow 1.8 Bento Tray Lid

BU\_FC066

Mat

Walnut, Lacquered

BU\_FC056

Mat

Oak, Lacquered

Dim


325 × 132 × 20 mm  
12.8 × 5.2 × 0.8 in

MOQ

1

Note

Compatible with all 1.8 trays



Flow 1.1 Bento Tray

BU\_FF061

Mat

Walnut, Lacquer

BU\_FF051

Mat

Oak, Lacquered

Dim

530 × 325 × 110 mm  
20.8 × 12.8 × 4.3 in

Int


504 × 299 × 90 mm  
19.8 × 11.8 × 3.5 in

MOQ

1

Note

Compatible with all 1.1 products



Flow 1.2 Bento Tray

BU\_FF062

Mat

Walnut, Lacquer

BU\_FF052

Mat

Oak, Lacquered

Dim

325 × 265 × 110 mm  
12.8 × 10.4 × 4.3 in

Int


299 × 239 × 90mm  
11.8 × 9.4 × 3.5 in

MOQ

1

Note

Compatible with all 1.2 products



Flow 1.8 Bento Tray

BU\_FF066

Mat

Walnut, Lacquer

BU\_FF056

Mat

Oak, Lacquered

Dim

325 × 132 × 110 mm  
12.8 × 5.2 × 4.3 in

Int

299 × 105 × 90mm  
11.8 × 4.1 × 3.5 in

MOQ

1

Note

Compatible with all 1.8 products



• Denotes 'Gold' product

## Flow White-Washed Trays & Stands

Illuminating and clarifying, white-washed ash Flow is perfect for an airy country brunch or summer setting. Designed for quick changeover, each Flow gastronorm tray can be easily transferred from back of house and incorporated into white-washed ash Flow stands.



### Flow Tall White 1.1 Tray

BU\_FR046

Mat

White-Washed, Lacquered

Dim


530 × 325 × 75 mm  
20.8 × 12.7 × 2.9 in

MOQ

1

Note

Compatible with all 1.1 products



### Flow White 1.1 Tray

BU\_FR041

Mat

White-Washed, Lacquered

Dim

530 × 325 × 40 mm  
20.8 × 12.7 × 1.5 in

MOQ

1

Note

Compatible with all 1.1 products



### Flow Tall White 1.2 Tray

BU\_FR047

Mat

White-Washed, Lacquered

Dim

325 × 265 × 75 mm  
12.7 × 10.4 × 2.9 in

MOQ

1

Note

Compatible with all 1.2 products



### Flow White 1.2 Tray

BU\_FR042

Mat

White-Washed, Lacquered

Dim

325 × 265 × 40 mm  
12.7 × 10.4 × 1.5 in

MOQ

1

Note

Compatible with all 1.2 products



### Flow White 2.4 Tray

BU\_FR044

Mat

White-Washed, Lacquered

Dim

530 × 162 × 40 mm  
20.8 × 6.3 × 1.5 in

MOQ

1

Note

Compatible with all 2.4 products



### Flow White 1.1 Two-Tier Stand

BU\_RS042

Mat

White-Washed, Lacquered

Dim


574 × 323 × 441 mm  
22.6 × 12.7 × 17.4 in

MOQ

1

Note

Includes 2 × BU\_FR041 Trays  
Assembly required



### Flow White 1.2 Two-Tier Stand

BU\_RS041

Mat

White-Washed, Lacquered

Dim

309 × 323 × 441 mm  
12.1 × 9.1 × 17.4 in

MOQ

1

Note

Includes 2 × BU\_FR042 Trays  
Assembly required





• Denotes 'Gold' product

## Flow Black Trays & Stands

Elegant and timeless, black lacquered ash Flow items are the perfect addition to elegant gastronomic presentations. Designed for quick changeover, each Flow gastronorm tray can be easily transferred from back of house and incorporated into black lacquered Flow stands.



Flow Tall Black 1.1 Tray

BU_FR036	
Mat	Black, Lacquered
Dim	530 × 325 × 75 mm 20.8 × 12.7 × 2.9 in
MOQ	1
Note	Compatible with all 1.1 products



Flow Black 1.1 Tray

BU_FR031	
Mat	Black, Lacquered
Dim	530 × 325 × 40 mm 20.8 × 12.7 × 1.5 in
MOQ	1
Note	Compatible with all 1.1 products



Flow Tall Black 1.2 Tray

BU_FR037 •	
Mat	Black, Lacquered
Dim	325 × 265 × 75 mm 12.7 × 10.4 × 2.9 in
MOQ	1
Note	Compatible with all 1.2 products



Flow Black 1.2 Tray

BU_FR032	
Mat	Black, Lacquered
Dim	325 × 265 × 40 mm 12.7 × 10.4 × 1.5 in
MOQ	1
Note	Compatible with all 1.2 products



Flow Tall Black 1.4 Tray

BU_FR038	
Mat	Black, Lacquered
Dim	265 × 162 × 75 mm 10.4 × 6.3 × 2.9 in
MOQ	1



Flow Black 1.4 Tray

BU_FR033	
Mat	Black, Lacquered
Dim	265 × 162 × 40 mm 10.4 × 6.3 × 1.5 in
MOQ	1



Flow Black 2.4 Tray

BU_FR034	
Mat	Black, Lacquered
Dim	530 × 162 × 40 mm 20.8 × 6.3 × 1.5 in
MOQ	1
Note	Compatible with all 2.4 products



Flow Black 1.1 Two-Tier Stand

BU_RS032	
Mat	Black, Lacquered
Dim	574 × 323 × 441 mm 22.6 × 12.7 × 17.4 in
MOQ	1
Note	Includes 2 × BU_FR031 Trays Assembly required



Flow Black 1.2 Two-Tier Stand

BU_RS031	
Mat	Black, Lacquered
Dim	309 × 323 × 441 mm 12.1 × 9.1 × 17.4 in
MOQ	1
Note	Includes 2 × BU_FR032 Trays Assembly required





# Flow Bento

The core of our Flow food and beverage system, our Flow trays form ideal Bento boxes for sumptuous cuisine carriage and display. Flow trays are crafted around a Gastronorm footprint, ideal for stacking and compartmentalising to create a wonderful single-serve experience.

Flow trays are a sustainable solution, transferring easily from Bento arrangements to full buffet setups with frames, trolleys and stands. Mix with lids and internal dividers to craft your Bento solution.

Bespoke Bento Box designs to fit individual service requirements also available upon request.



Flow 1.1 Grey Bento Lid

BU_BL011	
Mat	Grey Acrylic
Dim	310 × 515 × 4 mm 12.2 × 20.3 × 0.2 in
MOQ	1
Note	Compatible with all Flow 1.1 Trays



Flow 1.2 Grey Bento Lid

BU_BL012	
Mat	Grey Acrylic
Dim	250 × 310 × 4 mm 9.8 × 12.2 × 0.2 in
MOQ	1
Note	Compatible with all Flow 1.2 Trays



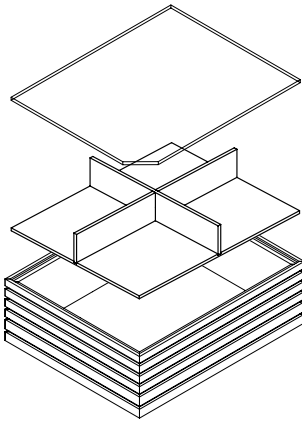
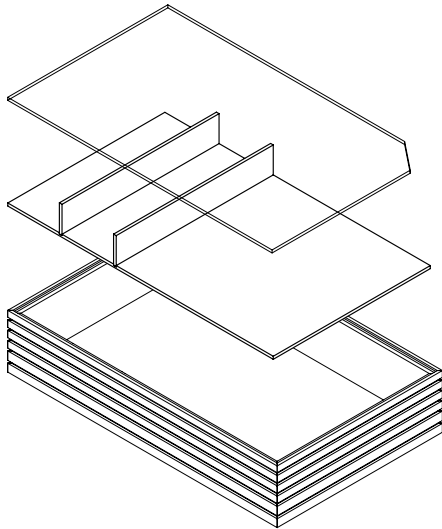
Flow 1.1 Black Bento Divider

BU_BD011	
Mat	Black, Lacquered
Dim	297 × 502 × 54 mm 11.7 × 19.8 × 2.1 in
MOQ	1
Note	Compatible with all Flow Tall 1.1 Trays



Flow 1.2 Black Bento Divider

BU_BD021	
Mat	Black, Lacquered
Dim	237 × 297 × 54 mm 9.3 × 11.7 × 2.1 in
MOQ	1
Note	Compatible with all Flow Tall 1.2 Trays



Watch the Video







# Flow Bread Display

A stunning addition to the gastronorm Flow system, the new Bread Box is available for covered, hygienic presentation of breads and bakery goods for large buffets and displays. Available in 1.1 and 1.3 sizes, the new Bread Box is an ideal new addition to Flow buffets.



Flow Oak Single Bread Box

BU\_BD1ONL •  
**Mat** Oak, Matt Lacquer and Acrylic  
**Dim** 349 × 176 × 190mm  
13.7 × 6.9 × 7.4 in  
**MOQ** 1



Flow Walnut Single Bread Box

BU\_BD1WNL  
**Mat** Walnut, Lacquered and Acrylic  
**Dim** 349 × 176 × 190mm  
13.7 × 6.9 × 7.4 in  
**MOQ** 1



Flow Oak Triple Bread Box

BU\_BD3ONL •  
**Mat** Oak, Matt Lacquer and Acrylic  
**Dim** 349 × 530 × 190mm  
13.7 × 20.9 × 7.4 in  
**MOQ** 1



Flow Walnut Triple Bread Box

BU\_BD3WNL  
**Mat** Walnut, Lacquered and Acrylic  
**Dim** 349 × 530 × 190mm  
13.7 × 20.9 × 7.4 in  
**MOQ** 1



## Flow Sliding Lid

Designed for intuitive use, the Flow Sliding Lid provides a sleek aesthetic alternative to standard gastronorm lift-up lids and is ideal for covered food presentation as part of a large display or single-serve. The lid has been carefully designed for single-handed use, providing easy access and a smooth self-serving experience. The Flow Sliding Lid is compatible with 1.1 Flow trays.



### Flow Sliding Lid

BU\_SL002 •  
Mat Clear Acrylic

#### Open

Dim 526 × 335 × 96 mm  
20.7 × 13.2 × 3.8 in

#### Closed

Dim 300 × 335 × 96 mm  
11.8 × 13.2 × 3.8 in

MOQ 1

• Denotes 'Gold' product

## Flow Lid Liners

Flow Lid Liners can be used as a lid or a liner, enabling Flow trays to carry fresh ice display for drinks or yogurt pots, or to transform trays into covered cuisine solutions. The Flow Lid Liner is compatible with 1.1 Tall and 1.2 Tall Flow trays. New dishwasher proof product launching in June 2023.



### Flow Tall 1.1 Lid Liner

BU\_TL1121 •

Mat Transparent PETG

Dim 310 × 515 × 53 mm  
12.2 × 20.3 × 2 in

MOQ 1



### Flow Tall 1.2 Lid Liner

BU\_TL1221

Mat Transparent PETG

Dim 250 × 310 × 53 mm  
9.8 × 12.2 × 2 in

MOQ 1

Note 2 Units required for use with 1.1 Tall Tray



## Flow Heating Unit

The Flow Heating Units are ideal for keeping food hot whilst on display, utilising ceramic heating element technology and offering an easily adjustable variable temperature control up to 140°C (284°F). With a solid black lacquered, natural oak or walnut base and slate-like composite surface, the Flow Heating Unit offers a unique aesthetic solution to keeping food warm. Compatible with 1.1 Flow frames.



		
<b>Flow Oak Heating Unit</b>	<b>Flow Walnut Heating Unit</b>	<b>Flow Black Heating Unit</b>
BU_FH2101 • <b>Note</b> UK Plug, cable included	BU_FH2201 <b>Note</b> UK Plug, cable included	BU_FH2301 <b>Note</b> UK Plug, cable included
BU_FH2102 • <b>Note</b> EU (2 pin) Plug, cable included	BU_FH2202 <b>Note</b> EU (2 pin) Plug, cable included	BU_FH2302 <b>Note</b> EU (2 pin) Plug, cable included
BU_FH2104 • <b>Note</b> US Plug, cable included <b>Mat</b> Oak, Dekton <b>Dim</b> 530 × 325 × 61 mm 20.8 × 12.8 × 2.4 in <b>MOQ</b> 1	BU_FH2204 <b>Note</b> US Plug, cable included <b>Mat</b> Walnut, Dekton <b>Dim</b> 530 × 325 × 61 mm 20.8 × 12.8 × 2.4 in <b>MOQ</b> 1	BU_FH2304 <b>Note</b> US Plug, cable included <b>Mat</b> Black Lacquered, Dekton <b>Dim</b> 530 × 325 × 61 mm 20.8 × 12.8 × 2.4 in <b>MOQ</b> 1

## Flow Cooling Tray

The Flow Cooling Trays allow for elegant display of chilled gastronomy. Consisting of an ABS liner tray, cool pack, and food-safe slate, each Flow Cooling Tray offers a subtle addition to the Flow Range for chilled gastronomy. Available in white-washed, black lacquered, natural oak, or natural walnut. The Flow Cooling Tray is compatible with 1.2 Flow frames.



			
<b>Flow Oak 1.2 Slate Cooling Tray</b>	<b>Flow Walnut 1.2 Slate Cooling Tray</b>	<b>Flow White 1.2 Slate Cooling Tray</b>	<b>Flow Black 1.2 Slate Cooling Tray</b>
BU_FR020 • <b>Mat</b> Oak, Oiled <b>Dim</b> 325 × 265 × 75 mm 12.8 × 10.4 × 3 in <b>MOQ</b> 1	BU_FF010 • <b>Mat</b> Walnut, Lacquered <b>Dim</b> 325 × 265 × 75 mm 12.8 × 10.4 × 3 in <b>MOQ</b> 1	BU_FR040 <b>Mat</b> White-Washed, Lacquered <b>Dim</b> 325 × 265 × 75 mm 12.8 × 10.4 × 3 in <b>MOQ</b> 1	BU_FR030 • <b>Mat</b> Black, Lacquered <b>Dim</b> 325 × 265 × 75 mm 12.8 × 10.4 × 3 in <b>MOQ</b> 1

<b>Flow 1.2 Slate Insert</b>
BU_FT0050 • <b>Mat</b> Slate <b>Dim</b> 310 × 250 × 5 mm 12 × 9.8 × 0.2 in <b>MOQ</b> 1
<b>Flow 1.2 Cooling Pack</b>
BU_CH001 • <b>Mat</b> Plastic Freezer Pack <b>Dim</b> 255 × 210 × 30 mm 10 × 10 × 1.2 in <b>MOQ</b> 1
<b>Flow 1.2 Tray Insert</b>
BU_PT001 • <b>Mat</b> ABS Plastic <b>Dim</b> 297 × 237 × 50 mm 11.7 × 9.3 × 2 in <b>MOQ</b> 1








• Denotes 'Gold' product

## Flow Glass & Marble Plinths

Flow plinth tops are available in minimalist clear or smoked grey glass and luxurious white or grey marble.  
Glass plinths are compatible with 1.1, 1.2, and 2.4 Flow frames. Marble plinths are compatible with 1.2 and 2.4 Flow frames.



Flow Glass 1.1 Plinth

BU\_FT0010

Mat

Glass, Clear

BU\_FT0040

Mat

Glass, Black

Dim

530 × 325 × 20 mm  
20.8 × 12.7 × 0.7 in

MOQ

1

Note

Compatible with all 1.1 products



Flow Glass 1.2 Plinth

BU\_FT0012

Mat

Glass, Clear

BU\_FT0042

Mat

Glass, Black

Dim


265 × 325 × 20 mm  
10.4 × 12.8 × 0.7 in

MOQ

1

Note

Compatible with all 1.2 products



Flow Glass 2.4 Plinth

BU\_FT0011

Mat

Glass, Clear

BU\_FT0041

Mat

Glass, Black

Dim

530 × 162 × 20 mm  
20.8 × 6.3 × 0.7 in

MOQ

1

Note

Compatible with all 2.4 products



Flow Marble 1.2 Plinth

BU\_FT0022 •

Mat

Marble, White

BU\_FT0062

Mat

Marble, Grey

Dim


265 × 325 × 20 mm  
10.4 × 12.8 × 0.7 in

MOQ

1

Note

Compatible with all 1.2 frames



Flow Marble 2.4 Plinth

BU\_FT0020 •

Mat

Marble, White

BU\_FT0060 •

Mat

Marble, Grey

Dim

530 × 162 × 20 mm  
20.8 × 6.3 × 0.7 in

MOQ

1

Note

Compatible with all 2.4 frames















• Denotes 'Gold' product

# Flow Frames

Stainless or black powdercoated steel frames offer flat or angled display for use with all Flow trays and plinths.

			
<b>Flow Tall Flat 1.1 Frame</b>	<b>Flow Tall Angled 1.1 Frame</b>	<b>Flow Low Flat 1.1 Frame</b>	<b>Flow Low Angled 1.1 Frame</b>
BU_FL001 •	BU_FL003	BU_FL002 •	BU_FL004
<b>Mat</b> Stainless Steel	<b>Mat</b> Stainless Steel	<b>Mat</b> Stainless Steel	<b>Mat</b> Stainless Steel
BU_FL021 •	BU_FL023	BU_FL022 •	BU_FL024
<b>Mat</b> Black Powdercoated Steel	<b>Mat</b> Black Powdercoated Steel	<b>Mat</b> Black Powdercoated Steel	<b>Mat</b> Black Powdercoated Steel
<b>Dim</b> 530 × 325 × 184 mm 20.9 × 12.8 × 7.2 in	<b>Dim</b> 530 × 315 × 182 mm 20.9 × 12.4 × 7.1 in	<b>Dim</b> 530 × 325 × 99 mm 20.9 × 12.8 × 3.9 in	<b>Dim</b> 530 × 315 × 97 mm 20.9 × 12.4 × 3.8 in
<b>MOQ</b> 1	<b>MOQ</b> 1	<b>MOQ</b> 1	<b>MOQ</b> 1
			
<b>Flow Tall Flat 1.2 Frame</b>	<b>Flow Tall Angled 1.2 Frame</b>	<b>Flow Low Flat 1.2 Frame</b>	<b>Flow Low Angled 1.2 Frame</b>
BU_FL005	BU_FL007	BU_FL006 •	BU_FL008 •
<b>Mat</b> Stainless Steel	<b>Mat</b> Stainless Steel	<b>Mat</b> Stainless Steel	<b>Mat</b> Stainless Steel
BU_FL025	BU_FL027	BU_FL026 •	BU_FL028
<b>Mat</b> Black Powdercoated Steel	<b>Mat</b> Black Powdercoated Steel	<b>Mat</b> Black Powdercoated Steel	<b>Mat</b> Black Powdercoated Steel
<b>Dim</b> 265 × 325 × 184 mm 10.4 × 12.8 × 7.2 in	<b>Dim</b> 265 × 315 × 182 mm 10.4 × 12.4 × 7.1 in	<b>Dim</b> 265 × 325 × 99 mm 10.4 × 12.8 × 3.9 in	<b>Dim</b> 265 × 315 × 97 mm 10.4 × 12.4 × 3.8 in
<b>MOQ</b> 1	<b>MOQ</b> 1	<b>MOQ</b> 1	<b>MOQ</b> 1
			
<b>Flow Tall Flat 2.4 Frame</b>	<b>Flow Low Flat 2.4 Frame</b>		
BU_FL009 •	BU_FL010 •		
<b>Mat</b> Stainless Steel	<b>Mat</b> Stainless Steel		
BU_FL029	BU_FL030 •		
<b>Mat</b> Black Powdercoated Steel	<b>Mat</b> Black Powdercoated Steel		
<b>Dim</b> 530 × 163 × 184 mm 20.9 × 6.4 × 7.2 in	<b>Dim</b> 530 × 163 × 99 mm 20.9 × 6.4 × 3.9 in		
<b>MOQ</b> 1	<b>MOQ</b> 1		

## Materials and Colours



Stainless Steel



Black Powdercoated Steel





• Denotes 'Gold' product

## Flow Labels & Holders

Add functionality to your display with labeling. Flow label holders slot easily onto the edge of Flow trays and stands or can be used as stand-alone products.



### Flow Brass Label Holder

BU\_LH002 •  
**Mat** Brushed Brass  
**Dim** 30ø × 38 mm  
1.2ø × 1.5 in  
**MOQ** 1  
**Note** Compatible with all Flow trays



### Flow Stainless Steel Label Holder

BU\_LH004 •  
**Mat** Brushed Stainless Steel  
**Dim** 30ø × 38 mm  
1.2ø × 1.5 in  
**MOQ** 1  
**Note** Compatible with all Flow trays



### Flow Blank Label Card

BU\_LC001  
**Note** Pack of 250  
**Mat** Uncoated Paper, White  
**Dim** 86 × 55 mm  
3.4 × 2.2 in  
**MOQ** 1





• Denotes 'Gold' product

## Flow Trolleys

The Flow Trolley has been specified by the Craster design team to offer complete display flexibility. With multiple extending shelves and folding platforms, each trolley offers an adaptable solution for both single and double-sided service for action stations or grab-and-go display. Flow's interchangeable and stackable components offer versatility to tailor gastronomic display and allow for efficient replenishment between front and back-of-house.



Flow Oak Double Trolley

TO\_RS101 •  
**Mat** Oak, Matt Lacquer  
**Open**  
**Dim** 1694 × 1082 × 960 mm  
66.7 × 42.6 × 37.8 in  
**Closed**  
**Dim** 1356 × 700 × 960 mm  
53.4 × 27.6 × 37.8 in  
**MOQ** 1  
**Note** Maximum Load: 20kg per shelf, 10kg per flap



Flow Oak Single Trolley

TO\_RS102  
**Mat** Oak, Matt Lacquer  
**Open:**  
**Dim** 1159 × 1082 × 960 mm  
45.6 × 42.6 × 37.8 in  
**Closed:**  
**Dim** 821 × 700 × 960 mm  
32.3 × 27.6 × 37.8 in  
**MOQ** 1  
**Note** Maximum Load: 20kg per shelf, 10kg per flap



Flow Walnut Double Trolley

TO\_RS103  
**Mat** Walnut, Matt Lacquer  
**Open**  
**Dim** 1694 × 1082 × 960 mm  
66.7 × 42.6 × 37.8 in  
**Closed**  
**Dim** 1356 × 700 × 960 mm  
53.4 × 27.6 × 37.8 in  
**MOQ** 1  
**Note** Maximum Load: 20kg per shelf, 10kg per flap



Flow Walnut Single Trolley

TO\_RS104  
**Mat** Walnut, Matt Lacquer  
**Open:**  
**Dim** 1159 × 1082 × 960 mm  
45.6 × 42.6 × 37.8 in  
**Closed:**  
**Dim** 821 × 700 × 960 mm  
32.3 × 27.6 × 37.8 in  
**MOQ** 1  
**Note** Maximum Load: 20kg per shelf, 10kg per flap





## Flow Hot and Cold Trolleys

The Flow Hot and Cold Trolley delivers dual cooling and heating functionality in one compact, versatile display unit, enabling functional flexibility from chilled breakfast juice stations to heated brunch action stations and frosted grab-and-go cuisine presentation. Specified by the Craster design team to withstand temperature changes, the food-safe, durable top offers a wide temperature range from -5°C (23°F) to 140°C (284°F). The trolley features multiple extending shelves, giving added storage for multi-height display with double-sided service.



### Flow Oak Hot & Cold Trolley

TO\_HC2101  
**Plug** UK Plug

TO\_HC2102  
**Plug** US Plug

TO\_HC2104  
**Plug** EU (2 pin) Plug  
**Mat** Matt Lacquered Oak, Dekton

#### Open

**Dim** 1489 × 1082 × 960 mm  
58.6 × 42.6 × 37.8 in

#### Closed

**Dim** 829 × 700 × 960 mm  
32.6 × 27.6 × 37.8 in

**MOQ** 1

**Note** Maximum Load: 20kg per shelf, 10kg per flap  
Variable Temperature from -5°C to +140°C



### Flow Walnut Hot & Cold Trolley

TO\_HC2201  
**Plug** UK Plug

TO\_HC2202  
**Plug** US Plug

TO\_HC2204  
**Plug** EU (2 pin) Plug  
**Mat** Matt Lacquer Walnut, Dekton

#### Open

**Dim** 1489 × 1082 × 960 mm  
58.6 × 42.6 × 37.8 in

#### Closed

**Dim** 829 × 700 × 960 mm  
32.6 × 27.6 × 37.8 in

**MOQ** 1

**Note** Maximum Load: 20kg per shelf, 10kg per flap  
Variable Temperature from -5°C to +140°C





• Denotes 'Gold' product

# Flow Oak Troughs

Designed and developed to offer the Flow Range greater volume capacity, the Flow Oak Troughs are ideal for bottle services. Trough liners enable easy replenishment and can extend the lifetime of the oak.



Flow Tall Oak Trough Tray

BU\_RS009  
**Mat** Oak, Matt Lacquer  
**Dim** 530 × 250 × 200 mm  
20.9 × 9.8 × 7.9 in  
**MOQ** 1



Flow Oak Trough Tray

BU\_RS007  
**Mat** Oak, Matt Lacquer  
**Dim** 530 × 250 × 160 mm  
20.9 × 9.8 × 6.3 in  
**MOQ** 1



Flow Oak Half Trough Tray

BU\_RS008  
**Mat** Oak, Matt Lacquer  
**Dim** 265 × 250 × 160 mm  
10.4 × 9.8 × 6.3 in  
**MOQ** 1



Flow Half Trough Liner

BU\_TL1321  
**Mat** Transparent PETG  
**Dim** 250 × 235 × 128 mm  
9.8 × 9.2 × 5 in  
**MOQ** 1  
**Note** 2 Units required for use with Flow Trough Tray



Flow Tall Oak Trough

BU\_RS005  
**Mat** Oak, Matt Lacquer  
**Dim** 574 × 250 × 857 mm  
22.6 × 9.8 × 33.7 in  
**MOQ** 1  
**Note** Includes: BU\_RS009 & BU\_RS007  
Assembly required



Flow Oak Trough

BU\_RS006  
**Mat** Oak, Matt Lacquer  
**Dim** 574 × 250 × 432 mm  
22.6 × 9.8 × 17 in  
**MOQ** 1  
**Note** Includes: BU\_RS009  
Assembly required

## Fare Trolley System

A configurable F&B distribution and display system, the new Fare Trolley Range offers operational efficiency across a property from morning to night.

Designed to a gastronorm footprint and with agility in mind, Fare's modular approach allows trolleys to be used in isolation or built out to larger stations using the drop-in bridge.

The contemporary metal frame complements a selection of shelf materials (hardwoods and HPLs), which are reversible and replaceable, extending the longevity of the product.

Additional accessories extend the functionality with speed rails to maximise surface area and panels to conceal lower and middle shelves available, allowing the system to spend as much time as possible front of house and respond to changing needs throughout the day.



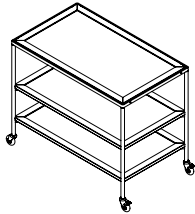




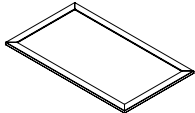




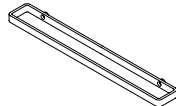
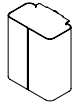
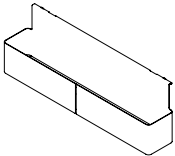

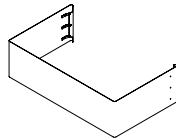
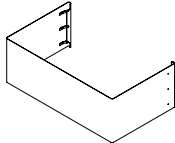
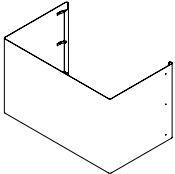

Watch the Video





# Fare Trolley System

The Fare Trolley collection offers multiple configuration options. Select from solid timber or HPL options and extend presentation surfaces using the bridges, which fit between two trolleys on the short or long side. Additional accessories with speed rails and pots maximise surface area and mesh panels provide flexible concealed display.

	Fare Range	Material
Trolley		<div><div></div><div></div><div></div><div></div></div> <div>OakWalnutBlack LacqueredDouble sided HPL</div>
Bridge		<div><div></div><div></div><div></div><div></div></div> <div>OakWalnutBlack LacqueredDouble sided HPL</div>
Accessories	<div></div> <div>Speed RailCutlery PotPush Handle</div>	<div></div> <div>Mild steel</div>
Meshes	<div></div> <div>Full Three Side MeshUpper Three Side MeshLower Three Side Mesh</div>	<div></div> <div>Poly Mesh</div>







# Fare Trolley System

The Fare Trolley and Bridge are designed to optimise F&B presentations, with the flexible slot in bridge fitting on top of the trolley for transport and storage and easily bridging two trolleys to provide additional surface display. Available in solid timber and HPL options



Fare Oak Trolley

TO\_MOD31\_OAKN  
Mat Oak, Matt Lacquer  
Dim 1100 x 650 x 880 mm  
43.3 x 25.6 x 34.6 in  
MOQ 1



Fare Oak Bridge

TO\_MODB31\_OAKN  
Mat Oak, Matt Lacquer  
Dim 1100 x 650 x 28 mm  
43.3 x 25.6 x 1.1 in  
MOQ 1



Fare Walnut Trolley

TO\_MOD31\_WALN  
Mat Walnut, Lacquered  
Dim 1100 x 650 x 880 mm  
43.3 x 25.6 x 34.6 in  
MOQ 1



Fare Walnut Bridge

TO\_MODB31\_WALN  
Mat Walnut, Lacquered  
Dim 1100 x 650 x 28 mm  
43.3 x 25.6 x 1.1 in  
MOQ 1



Fare Black Trolley

TO\_MOD31\_OAKB  
Mat Black, Lacquered  
Dim 1100 x 650 x 880 mm  
43.3 x 25.6 x 34.6 in  
MOQ 1



Fare Black Bridge

TO\_MODB31\_OAKB  
Mat Black, Lacquered  
Dim 1100 x 650 x 28 mm  
43.3 x 25.6 x 1.1 in  
MOQ 1



Fare HPL Black and White Marble Trolley

TO\_MOD31\_B4245  
Mat Double sided HPL  
Dim 1100 x 650 x 880 mm  
43.3 x 25.6 x 34.6 in  
MOQ 1



Fare HPL Black and White Marble Bridge Top

TO\_MODB31\_B4245  
Mat Double sided HPL  
Dim 1100 x 650 x 28 mm  
43.3 x 25.6 x 1.1 in  
MOQ 1





• Denotes 'Gold' product

## Fare Trolley Accessories

The Fare Accessories offer additional functionality to the trolley system, with speed rails and pots slotting on to the top of the trolley ideal for bottles, cutlery or merchandising, and mesh panels providing covered solutions, which roll up for easy storage.



Fare Trolley Speed Rail

TO_MOD_SRGNMSPCB
<b>Mat</b> Mild steel, black powdercoat, Polyester Felt
<b>Dim</b> 650 × 123 × 212 mm 25.6 × 4.8 × 8.4 in
<b>MOQ</b> 1



Fare Trolley Cutlery Pot

TO_MOD_CPMSPCB
<b>Mat</b> Mild steel, black powdercoat, Polyester Felt
<b>Dim</b> 125 × 78 × 152 mm 4.9 × 3.1 × 6 in
<b>MOQ</b> 1




Fare Trolley Push Handle

TO_MOD_PHGNMSPCB
<b>Mat</b> Mild steel, black powdercoat, Polyester Felt
<b>Dim</b> 650 × 93 × 25 mm 25.6 × 3.6 × 1 in
<b>MOQ</b> 1




Fare Trolley Full Three Side Mesh

TO_MOD_MP31F3MEB
<b>Mat</b> Poly Mesh, Elastic, Press Studs
<b>Dim</b> 2716 × 667 mm 107 × 26.3 in
<b>MOQ</b> 1



Fare Trolley Upper Three Side Mesh

TO_MOD_MP31U3MEB
<b>Mat</b> Poly Mesh, Elastic, Press Studs
<b>Dim</b> 2716 × 667 mm 107 × 26.3 in
<b>MOQ</b> 1



Fare Trolley Lower Three Side Mesh

TO_MOD_MP31L3MEB
<b>Mat</b> Poly Mesh, Elastic, Press Studs
<b>Dim</b> 2716 × 667 mm 107 × 26.3 in
<b>MOQ</b> 1



## Tilt

Tilt is a unique, flexible display system that offers endless possibilities for creative gastronomic expression.

Comprised of multi-height cylindrical metal frames in stainless, black powdercoated steel or brass compatible with serving top solutions in a variety of materials, the Tilt Range enables creative display with elegance and poise.

Tilt's interchangeable serving tops include bowls, extended plinths and juice dispensers, offering an elegant display service ready for quick changes between meals. Each component is also ideal for single-serve, with sleek salad bowls and luxurious marble plinths ideal for desserts.




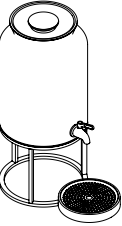



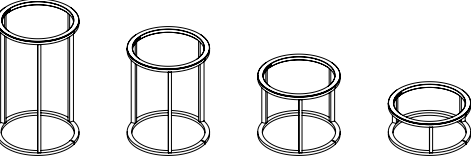
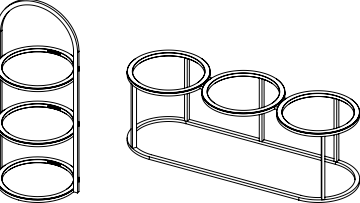




## Tilt Range

Tilt is a flexible system comprised of cylindrical metal frames compatible with serving top solutions for both wet and dry foods as part of a large display or in single-serve.

To build a custom display, select a frame height, then pick from bowls, plinths and juice dispensers made from luxurious marble, black glass, stainless steel or solid wood.

	Size	Material	
Bowls		<div><div>Black Ceramic</div><div>Dark Grey Ceramic</div><div>Light Grey Ceramic</div><div>White Ceramic</div></div>	
Bowls		<div><div>Walnut</div><div>Brass PCD and Steel</div></div>	
Glass Jars		<div><div>Clear Glass</div></div>	
Juice Dispenser		<div><div>Clear Glass</div></div>	
Plinth		<div><div>Oak</div><div>Walnut</div><div>White Marble</div><div>Black Marble</div><div>Black Glass</div></div>	
Large Plinth		<div><div>Oak</div><div>Walnut</div><div>Black Glass</div></div>	
Long Pinth		<div><div>Oak</div><div>Walnut</div><div>Black Glass</div></div>	
Frames		<div><div>Steel</div><div>Powder-coated Black</div><div>Brass PCD and Steel</div></div>	
Frames		<div><div>Steel</div><div>Powder-coated Black</div></div>	

## Tilt Bowls

Tilt bowls are intelligently engineered to fit seamlessly within Tilt frames, with an ability to be tilted at various angles to enhance food volume. Ceramic bowls are perfect for cereal and salad presentation and brass is an ideal material for wet food display. Select walnut to match plinth and tray materials.



Tilt Black Ceramic Bowl

Large

BW\_CR1801 •

Mat

Ceramic

Dim

290ø × 100 mm  
11.4ø × 3.9 in

Vol

3.5 litres  
0.9 gallons

MOQ

1

Note

Dishwasher safe

Medium

BW\_CR1802

Mat

Ceramic

Dim

250ø × 85 mm  
9.8ø × 3.3 in

Vol

2 litres  
0.5 gallons

MOQ

1

Note

Dishwasher safe



Tilt Dark Grey Ceramic Bowl

Large

BW\_CR1501 •

Mat

Ceramic

Dim

290ø × 100 mm  
11.4ø × 3.9 in

Vol

3.5 litres  
0.9 gallons

MOQ

1

Note

Dishwasher safe

Medium

BW\_CR1502 •

Mat

Ceramic

Dim

250ø × 85 mm  
9.8ø × 3.3 in

Vol

2 litres  
0.5 gallons

MOQ

1

Note

Dishwasher safe



Tilt Light Grey Ceramic Bowl

Large

BW\_CR1601 •

Mat

Ceramic

Dim

290ø × 100 mm  
11.4ø × 3.9 in

Vol

3.5 litres  
0.9 gallons

MOQ

1

Note

Dishwasher safe

Medium

BW\_CR1602 •

Mat

Ceramic

Dim

250ø × 85 mm  
9.8ø × 3.3 in

Vol

2 litres  
0.5 gallons

MOQ

1

Note

Dishwasher safe



Tilt White Ceramic Bowl

Large

BW\_CR1701 •

Mat

Ceramic

Dim

290ø × 100 mm  
11.4ø × 3.9 in

Vol

3.5 litres  
0.9 gallons

MOQ

1

Note

Dishwasher safe

Medium

BW\_CR1702

Mat

Ceramic

Dim

250ø × 85 mm  
9.8ø × 3.3 in

Vol

2 litres  
0.5 gallons

MOQ

1

Note

Dishwasher safe



Tilt Walnut Wood Bowl

Large

BW\_WR1203 •

Mat

Walnut

Dim

285ø × 100 mm  
11.2ø × 3.9 in

Vol

2.9 litres  
0.8 gallons

MOQ

1

Medium

BW\_WR1202 •

Mat

Walnut

Dim

250ø × 85 mm  
9.8ø × 3.3 in

Vol

1.7 litres  
0.4 gallons

MOQ

1

Small

BW\_WR1201 •

Mat

Walnut

Dim

215ø × 70 mm  
8.5ø × 2.7 in

Vol

0.8 litres  
0.21 gallons

MOQ

1



Tilt Brass Bowl

Large

BW\_BR1903 •

Mat

Brass PVD and Stainless Steel

Dim

285ø × 100 mm  
11.2ø × 3.9 in

Vol

4.1 litres  
1.1 gallons

MOQ

1

Note

Dishwasher safe

Medium

BW\_BR1902 •

Mat

Brass PVD and Stainless Steel

Dim

250ø × 85 mm  
9.8ø × 3.3 in

Vol

2.5 litres  
0.7 gallons

MOQ

1

Note

Dishwasher safe

Small

BW\_BR1901

Mat

Brass PVD and Stainless Steel

Dim

215ø × 70 mm  
8.5ø × 2.7 in

Vol

1.5 litres  
0.4 gallons

MOQ

1

Note

Dishwasher safe





# Tilt Frames

Tilt frames feature a precision fitted rubber ring, which gently grips the bowl and plinth surfaces, allowing for curated display with secure positioning.

Available in stainless or black powdercoated steel and brass.



Tilt Extra Tall Stainless Steel Frame

BU\_RR6104

Mat Stainless Steel

Dim 218ø × 350 mm  
8.6ø × 13.7 in

MOQ 1



Tilt Tall Stainless Steel Frame

BU\_RR6103 •

Mat Stainless Steel

Dim 218ø × 265 mm  
8.6ø × 10.4 in

MOQ 1



Tilt Medium Stainless Steel Frame

BU\_RR6102 •

Mat Stainless Steel

Dim 218ø × 180 mm  
8.6ø × 7 in

MOQ 1



Tilt Low Stainless Steel Frame

BU\_RR6101 •

Mat Stainless Steel

Dim 218ø × 95 mm  
8.6ø × 3.7 in

MOQ 1



Tilt Extra Tall Black Frame

BU\_RR6204 •

Mat Powder Coated Black

Dim 218ø × 350 mm  
8.6ø × 13.7 in

MOQ 1



Tilt Tall Black Frame

BU\_RR6203 •

Mat Powder Coated Black

Dim 218ø × 265 mm  
8.6ø × 10.4 in

MOQ 1



Tilt Medium Black Frame

BU\_RR6202 •

Mat Powder Coated Black

Dim 218ø × 180 mm  
8.6ø × 7 in

MOQ 1



Tilt Low Black Frame

BU\_RR6201 •

Mat Powder Coated Black

Dim 218ø × 95 mm  
8.6ø × 3.7 in

MOQ 1



Tilt Extra Tall Brass Frame

BU\_RR6304

Mat Brass PVD and Stainless Steel

Dim 218ø × 350 mm  
8.6ø × 13.7 in

MOQ 1



Tilt Tall Brass Frame

BU\_RR6303

Mat Brass PVD and Stainless Steel

Dim 218ø × 265 mm  
8.6ø × 10.4 in

MOQ 1



Tilt Medium Brass Frame

BU\_RR6302

Mat Brass PVD and Stainless Steel

Dim 218ø × 180 mm  
8.6ø × 7 in

MOQ 1



Tilt Low Brass Frame

BU\_RR6301

Mat Brass PVD and Stainless Steel

Dim 218ø × 95 mm  
8.6ø × 3.7 in

MOQ 1





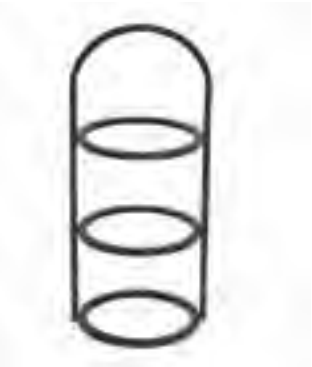
## Tilt Frames

Choreograph exceptional culinary displays with the new Tilt Triple Frame. Pair a stainless steel or black Triple Frame with juice dispensers, glass jars or a range of luxurious plinths to create visually powerful, multi-material presentations. Three-Tier Frames offer ideal high tea service platforms.



Tilt Stainless Steel Three-Tier Frame

BU\_RR6105  
**Mat** Stainless Steel  
**Dim** 242 × 218 × 553 mm  
9.5 × 8.6 × 21.8 in  
**MOQ** 1



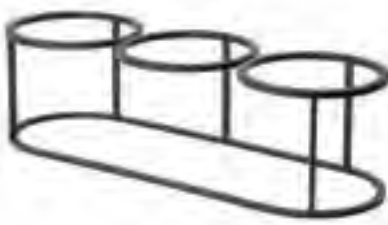
Tilt Black Three-Tier Frame

BU\_RR6205 •  
**Mat** Powder Coated Black  
**Dim** 242 × 218 × 553 mm  
9.5 × 8.6 × 21.8 in  
**MOQ** 1



Tilt Stainless Steel Triple Frame

BU\_TR001  
**Mat** Stainless Steel  
**Dim** 662 × 218 × 180 mm  
26 × 8.6 × 7 in  
**MOQ** 1



Tilt Black Triple Frame

BU\_TR021 •  
**Mat** Powder Coated Black  
**Dim** 662 × 218 × 180 mm  
26 × 8.6 × 7 in  
**MOQ** 1














• Denotes 'Gold' product

# Tilt Plinths

Perfectly proportioned plinths for cake, bread and wet or dry ambient foods display in robust hardwoods and luxurious marbles. Large and Round plinths locate securely onto Tilt frames while Long plinths are carried by pairs of frames.

			
<b>Tilt Large Round Oak Plinth</b>	<b>Tilt Large Round Walnut Plinth</b>	<b>Large Glass Cloche</b>	
BU_OP1119	BU_WP1219 •	BU_GC001 •	
<b>Mat</b> Oak, Oiled	<b>Mat</b> Walnut, Oiled	<b>Mat</b> Glass	
<b>Dim</b> 320ø × 25 mm 11.6ø × 1 in	<b>Dim</b> 320ø × 25 mm 11.6ø × 1 in	<b>Dim</b> 296ø × 145 mm 11.6ø × 5.7 in	
<b>MOQ</b> 1	<b>MOQ</b> 1	<b>MOQ</b> 1	
<b>Note</b> Compatible with cloche BU_GC001	<b>Note</b> Compatible with cloche BU_GC001		
			
<b>Tilt Long Oak Plinth</b>	<b>Tilt Long Walnut Plinth</b>		
BU_OP1108	BU_WP1208 •		
<b>Mat</b> Oak, Oiled	<b>Mat</b> Walnut, Oiled		
<b>Dim</b> 770 × 218 × 25 mm 30.3 × 8.6 × 1 in	<b>Dim</b> 770 × 218 × 25 mm 30.3 × 8.6 × 1 in		
<b>MOQ</b> 1	<b>MOQ</b> 1		
			
<b>Tilt Round Oak Plinth</b>	<b>Tilt Round Walnut Plinth</b>	<b>Tilt Round White Marble Plinth</b>	<b>Tilt Round Grey Marble Plinth</b>
BU_OP1109	BU_WP1209 •	BU_MP1609 •	BU_MP1509 •
<b>Mat</b> Oak, Oiled	<b>Mat</b> Walnut, Oiled	<b>Mat</b> White Marble	<b>Mat</b> Grey Marble
<b>Dim</b> 218ø × 25 mm 8.6ø × 1 in	<b>Dim</b> 218ø × 25 mm 8.6ø × 1 in	<b>Dim</b> 218ø × 25 mm 8.6ø × 1 in	<b>Dim</b> 218ø × 25 mm 8.6ø × 1 in
<b>MOQ</b> 1	<b>MOQ</b> 1	<b>MOQ</b> 1	<b>MOQ</b> 1



• Denotes 'Gold' product

## Tilt Black Glass Plinths

Black glass is our latest addition to the versatile Tilt buffet system. Designed to celebrate sophisticated gastronomy, these sleek, reflective plinths accentuate and reflect the cuisine display.

The lustrous dark surface sharply contrasts food textures, providing a blank canvas for unique cuisine curation. Crafted from bonded Float glass, each plinth invisibly and securely locates onto the Tilt frame to create a minimailist, seamless display surface.

Designed to fit seamlessly with all Tilt frames, plinths can be tiered to create a multi-height display.



Tilt Large Round Black Glass Plinth

BU_GP0041	
Mat	Soda Lime Glass
Dim	320ø × 20 mm 11.6ø × 0.8 in
MOQ	1
Note	Compatible with cloche BU_GC001



Tilt Long Black Glass Plinth

BU_GP0040	
Mat	Soda Lime Glass
Dim	770 × 218 × 20 mm 30.3 × 8.6 × 0.8 in
MOQ	1



Tilt Round Black Glass Plinth

BU_GP0042	
Mat	Soda Lime Glass
Dim	218ø × 20 mm 8.6ø × 0.8 in
MOQ	1





• Denotes 'Gold' product

# Tilt Drinks Service

With its elegant curves and simple, functional features, the ice-free Tilt Juice Dispenser is a perfect addition to any group setting, quenching guests' thirst with a seamless serving experience.

The innovative ice-free cooling system keeps 8 litres of liquid (2.1 Gallons) cool for up to 4 hours, ensuring seamless service across safely-timed guest visits, with an intelligently-designed drip tray locating easily onto the Tilt frame for enhanced stability and reduced spills.

Hand blown from soda lime glass, our carafes feature a tapered neck with angled top for pouring. Ideal for serving water or juices, the carafe can be used alone or combined with Flow Carafe Risers or Flow 2.4 Carafe Plinths to create a unique display for groups or alone for in-room or at-table dining.



Tilt Juice Dispenser

SET\_JD •

**Note** Tilt frame not included

SET\_JDTR •

**Note** BU\_RR6102 Tilt Medium Stainless Steel Frame included

**Mat** Clear Glass and Stainless Steel

**Dim** 218 × 348 × 322 mm  
8.6 × 13.7 × 12.7 in

**Vol** 8 litres  
2.1 gallons

**MOQ** 1



Tilt Glass Carafe

BU\_CF0109 •

**Mat** Soda Lime Glass

**Dim** 92ø × 271 mm  
3.6ø × 10.7 in

**Vol** 0.8 litres  
0.21 gallons

**MOQ** 1



Tilt Tall Oak Carafe Riser

BU\_CR0103

**Mat** Oak, Lacquered

**Dim** 116ø × 117 mm  
4.6ø × 4.6 in

**MOQ** 1

Tilt Mid Oak Carafe Riser

BU\_CR0102

**Mat** Oak, Lacquered

**Dim** 116ø × 71 mm  
4.6ø × 2.8 in

**MOQ** 1

Tilt Low Oak Carafe Riser

BU\_CR0101

**Mat** Oak, Lacquered

**Dim** 116ø × 25 mm  
4.6ø × 1 in

**MOQ** 1



Flow Oak 2.4 Carafe Plinth

BU\_FT0103

**Mat** Oak, Lacquered

**Dim** 530 × 162 × 20 mm  
20.8 × 6.3 × 0.7 in

**MOQ** 1

**Note** Compatible with all 2.4 products



Flow Walnut 2.4 Carafe Plinth

BU\_FT0203

**Mat** Walnut, Lacquered

**Dim** 530 × 162 × 20 mm  
20.8 × 6.3 × 0.7 in

**MOQ** 1

**Note** Compatible with all 2.4 products











## Tilt Glass Jars

Designed to fit with three different height Tilt frames, these three-litre jars are the perfect solution for elegant cereal or ice display. The turned walnut or oak lid can sit effortlessly on the edge of the jar for single-handed serving, adding a high end feel to a single-serve presentation or hygiene-conscious buffet.

Cut from solid walnut or oak, the Wooden Spoon completes the functional Tilt Jar set. Each Wooden Spoon is ergonomically designed for easy handling.

		
<b>Tilt Large Glass Jar</b>	<b>Tilt Oak Jar Lid</b>	<b>Tilt Oak Spoon</b>
BU_GJ001 •	BU_OL001 •	BU_SP011
<b>Mat</b> Soda Lime Glass	<b>Mat</b> Oak, Oiled	<b>Mat</b> Oak, Oiled
<b>Dim</b> 218ø × 165 mm 8.6ø × 6.5 in	<b>Dim</b> 207ø × 30 mm 8.1ø × 1.1 in	<b>Dim</b> 245 × 80 × 38 mm 9.6 × 3.1 × 1.5
<b>Vol</b> 3 litres 0.79 gallons	<b>MOQ</b> 1	<b>MOQ</b> 1
		
<b>Tilt Walnut Jar Base</b>	<b>Tilt Walnut Jar Lid</b>	<b>Tilt Walnut Spoon</b>
BU_WB001	BU_WL001 •	BU_SP001 •
<b>Mat</b> Walnut, Oiled	<b>Mat</b> Walnut, Oiled	<b>Mat</b> Walnut, Oiled
<b>Dim</b> 210ø × 19 mm 8.3ø × 0.7 in	<b>Dim</b> 207ø × 30 mm 8.1ø × 1.1 in	<b>Dim</b> 245 × 80 × 38 mm 9.6 × 3.1 × 1.5
<b>MOQ</b> 1	<b>MOQ</b> 1	<b>MOQ</b> 1

	
<b>Tilt Oak Mini Glass Jar Set</b>	<b>Tilt Walnut Mini Glass Jar Set</b>
SET_GJ001	SET_GJW01 •
<b>Tilt Mini Glass Jar</b>	<b>Tilt Mini Glass Jar</b>
<b>Mat</b> Soda Lime Glass	<b>Mat</b> Soda Lime Glass
<b>Dim</b> 125ø × 95 mm 5ø × 3.7 in	<b>Dim</b> 125ø × 95 mm 5ø × 3.7 in
<b>Vol</b> 500 ml 17 oz	<b>Vol</b> 500 ml 17 oz
<b>Tilt Oak Mini Jar Lid</b>	<b>Tilt Walnut Mini Jar Lid</b>
<b>Mat</b> Oak, Oiled	<b>Mat</b> Walnut, Oiled
<b>Dim</b> 116ø × 17 mm 4.6ø × 0.7 in	<b>Dim</b> 116ø × 17 mm 4.6ø × 0.7 in
<b>Tilt Oak Mini Jar Triple Base</b>	<b>Tilt Walnut Mini Jar Triple Base</b>
<b>Mat</b> Oak, Oiled	<b>Mat</b> Walnut, Oiled
<b>Dim</b> 450 × 145 × 15 mm 17.7 × 5.7 × 0.6 in	<b>Dim</b> 450 × 145 × 15 mm 17.7 × 5.7 × 0.6 in
<b>MOQ</b> 1	<b>MOQ</b> 1



## Porcelain Condiment Pots

Introducing Craster porcelain. Use the elegant porcelain condiment pots alone or create a statement display with a solid timber plinth, beautifully designed in oak or walnut.



Oak Porcelain Condiment Set

SET\_CS0

**Mat** Porcelain, Oak  
**Dim** 260 × 100 × 65 mm  
10.2 × 3.9 × 2.5 in  
**Vol** 85 ml  
3 oz  
**MOQ** 1



Walnut Porcelain Condiment Set

SET\_CSW

**Mat** Porcelain, Walnut  
**Dim** 260 × 100 × 65 mm  
10.2 × 3.9 × 2.5 in  
**Vol** 85 ml  
3 oz  
**MOQ** 1

## Porcelain Amuse Bouche

Elevate small serve presentation with this delicately angled, slim-walled porcelain range. A contemporary take on amuse bouche presentation, our intelligently-designed angled amuse bouche vessel is ideal for use with delicate, small-serve cuisine. Available in packs of six.



Porcelain Amuse Bouche Set

SET\_BU\_PAB001

**Mat** Porcelain, Glazed  
**Dim** 98 × 58 × 25 mm  
3.8 × 2.3 × 1 in  
**Vol** 3.25 ml  
0.10 oz  
**MOQ** 1



## Alto

Alto is a sleek display range that combines simplicity, beauty and informality.

Available in solid walnut, the collection comprises a range of multi-height risers and boards for unique and creative display.

Featuring a removable tripod base in black metal and chamfered edges, the Alto Range is perfect for informal presentations, from grab-and-go breakfast pastries to contemporary afternoon tea.

The signature Alto Buffet piece is a three tier cake stand, which can be used as a singular focus item or nested with other elements of the Alto Range to create a multi-height display.

The elegant black exterior of the complementary pots creating a striking contrast to conventional metal serving ware and are ideal for single-serve portions.







• Denotes 'Gold' product

## Alto Cake Stand, Bowl and Boards

Available in walnut, Alto offers flexible presentation with a range of plinths and boards with removable tripod bases for multi-height display. A sleek collection designed to provide a competitively-priced solution for ambient food display, this range is perfect for high tea presentation or grab-and-go.



Alto Walnut Three-Tier Cake Stand

BU\_SF21346 •  
**Mat** Walnut, Oiled  
**Dim** 325ø × 583.5 mm  
12.8ø × 23 in  
**MOQ** 1

Alto Walnut Bowl

BU\_SC21343  
**Mat** Walnut, Oiled  
**Dim** 325ø × 55 mm  
12.8ø × 2.2 in  
**MOQ** 1



Alto Large Tall Walnut Riser

BU\_SA21353  
**Mat** Walnut, Oiled  
**Dim** 400ø × 140 mm  
15.7ø × 5.5 in  
**MOQ** 1

Alto Large Low Walnut Riser

BU\_SA21352  
**Mat** Walnut, Oiled  
**Dim** 400ø × 80 mm  
15.7ø × 3.1 in  
**MOQ** 1

Alto Large Walnut Board

BU\_SB21352  
**Mat** Walnut, Oiled  
**Dim** 400ø × 20 mm  
15.7ø × 0.8 in  
**MOQ** 1



Alto Small Tall Walnut Riser

BU\_SA21343  
**Mat** Walnut, Oiled  
**Dim** 325ø × 140 mm  
12.8ø × 5.5 in  
**MOQ** 1

Alto Small Low Walnut Riser

BU\_SA21342 •  
**Mat** Walnut, Oiled  
**Dim** 325ø × 80 mm  
12.8ø × 3.1 in  
**MOQ** 1











• Denotes 'Gold' product

## Alto Pots & Label Holder

With their black finish and bevelled base, these elegant pots are designed to complement the Alto display range. Available in four sizes, the dishwasher-safe pots are ideal for single-serve portions and can be used on their own as an elegant highlight piece or with Alto Cake Stands, Bowls and Boards.

			
<b>Alto Large Chip Pot</b>	<b>Alto Medium Chip Pot</b>	<b>Alto Small Chip Pot</b>	<b>Alto Mini Chip Pot</b>
CP_AB003	CP_AB002	CP_AB001	CP_AB000
<b>Mat</b> Black PVD and Stainless Steel	<b>Mat</b> Black PVD and Stainless Steel	<b>Mat</b> Black PVD and Stainless Steel	<b>Mat</b> Black PVD and Stainless Steel
<b>Dim</b> 100ø × 100 mm 3.9ø × 3.9 in	<b>Dim</b> 85ø × 85 mm 3.3ø × 3.3 in	<b>Dim</b> 66ø × 66 mm 2.6ø × 2.6 in	<b>Dim</b> 55ø × 55 mm 2.2ø × 2.2 in
<b>Vol</b> 560 ml 19 oz	<b>Vol</b> 330 ml 11 oz	<b>Vol</b> 150 ml 5 oz	<b>Vol</b> 100 ml 3.4 oz
<b>MOQ</b> 1	<b>MOQ</b> 1	<b>MOQ</b> 1	<b>MOQ</b> 1
			
<b>Alto Stainless Steel Label Holder</b>	<b>Alto Black Label Holder</b>		
LH_AS001	LH_AB001		
<b>Mat</b> Stainless Steel	<b>Mat</b> Powder Coated Black		
<b>Dim</b> 25ø × 25 mm 1ø × 1 in	<b>Dim</b> 25ø × 25 mm 1ø × 1 in		
<b>MOQ</b> 1	<b>MOQ</b> 1		





• Denotes 'Gold' product

# Rustic Stands

Made from solid oak, our range of Rustic display stands have been designed to showcase and celebrate natural fresh produce.



Rustic Regular Oak Three-Tier Stand

RU\_476\_D •  
**Mat** Oak, Oiled  
**Upper Tier**  
**Dim** 395 × 395 × 330 mm  
14.9 × 16.1 × 11.2 in  
**Middle Tier**  
**Dim** 362 × 395 × 210 mm  
13.9 × 16.1 × 7.5 in  
**Lower Tier**  
**Dim** 329 × 395 × 90 mm  
13 × 16.1 × 3.5 in  
**MOQ** 1



Rustic Narrow Oak Three-Tier Stand

RU\_476\_H  
**Mat** Oak, Oiled  
**Upper Tier**  
**Dim** 197.5 × 395 × 330 mm  
7.8 × 15.6 × 13 in  
**Middle Tier**  
**Dim** 169.5 × 395 × 210 mm  
6.7 × 15.6 × 8.3 in  
**Lower Tier**  
**Dim** 141.5 × 395 × 90 mm  
5.6 × 15.6 × 3.5 in  
**MOQ** 1



Rustic Mini Oak Three-Tier Stand

RU\_476\_G •  
**Mat** Oak, Oiled  
**Upper Tier**  
**Dim** 280 × 280 × 220 mm  
11 × 11 × 8.7 in  
**Middle Tier**  
**Dim** 252 × 280 × 140 mm  
10 × 11 × 5.5 in  
**Lower Tier**  
**Dim** 224 × 280 × 60 mm  
8.8 × 11 × 2.3 in  
**MOQ** 1



Rustic Oak Five-Tier Floor Stand

RU\_476\_E  
**Mat** Oak, Oiled  
**Dim** 550 × 550 × 1800 mm  
21.7 × 21.7 × 70.9 in  
**MOQ** 1  
**Note** Assembly required



Rustic Oak Two-Tier Counter Stand

RU\_476\_F  
**Mat** Oak, Oiled  
**Dim** 336 × 450 × 600 mm  
23.6 × 13.2 × 17.3 in  
**MOQ** 1  
**Note** Assembly required









• Denotes 'Gold' product

# Patisserie Risers

Handmade from carefully-selected, solid hardwoods, each patisserie riser enables beautiful pastry display. Inspired by the robust horizontal forms of Le Corbusier's architecture, our patisserie risers offer stackable configurations.



Large Oak Patisserie Riser

BO\_BBOL •  
Mat Oak, Oiled  
Dim 210 × 210 × 170 mm  
8.3 × 8.3 × 6.7 in  
MOQ 1



Medium Oak Patisserie Riser

BO\_BBOM •  
Mat Oak, Oiled  
Dim 210 × 210 × 140 mm  
8.3 × 8.3 × 5.5 in  
MOQ 1



Small Oak Patisserie Riser

BO\_BBOS •  
Mat Oak, Oiled  
Dim 210 × 210 × 100 mm  
8.3 × 8.3 × 3.9 in  
MOQ 1



Long Oak Patisserie Riser

BO\_BBORL •  
Mat Oak, Oiled  
Dim 400 × 210 × 80 mm  
15.7 × 8.3 × 3.1 in  
MOQ 1





• Denotes 'Gold' product

# Patisserie Grand

The Patisserie Grand collection is carved of solid oak and walnut, selected for their grain beauty.



Tall Oak Patisserie Grand

BO\_BB006  
**Mat** Oak, Oiled  
**Dim** 325 × 325 × 180 mm  
12.7 × 12.7 × 7 in  
**MOQ** 1



Mid Oak Patisserie Grand

BO\_BB004  
**Mat** Oak, Oiled  
**Dim** 325 × 325 × 115 mm  
12.7 × 12.7 × 4.5 in  
**MOQ** 1



Low Oak Patisserie Grand

BO\_BB002  
**Mat** Oak, Oiled  
**Dim** 325 × 325 × 80 mm  
12.7 × 12.7 × 3.1 in  
**MOQ** 1



Tall Long Oak Patisserie Grand

BO\_BB005  
**Mat** Oak, Oiled  
**Dim** 530 × 325 × 115 mm  
20.8 × 12.7 × 4.5 in  
**MOQ** 1



Mid Long Oak Patisserie Grand

BO\_BB003  
**Mat** Oak, Oiled  
**Dim** 530 × 325 × 80 mm  
20.8 × 12.7 × 3.1 in  
**MOQ** 1



Low Long Oak Patisserie Grand

BO\_BB001  
**Mat** Oak, Oiled  
**Dim** 530 × 325 × 40 mm  
20.8 × 12.7 × 1.5 in  
**MOQ** 1



Tall Walnut Patisserie Grand

BO\_BB012  
**Mat** Walnut, Oiled  
**Dim** 325 × 325 × 180 mm  
12.7 × 12.7 × 7 in  
**MOQ** 1



Mid Walnut Patisserie Grand

BO\_BB011  
**Mat** Walnut, Oiled  
**Dim** 325 × 325 × 115 mm  
12.7 × 12.7 × 4.5 in  
**MOQ** 1



Low Walnut Patisserie Grand

BO\_BB010  
**Mat** Walnut, Oiled  
**Dim** 325 × 325 × 80 mm  
12.7 × 12.7 × 3.1 in  
**MOQ** 1



Tall Long Walnut Patisserie Grand

BO\_BB009  
**Mat** Walnut, Oiled  
**Dim** 530 × 325 × 115 mm  
20.8 × 12.7 × 4.5 in  
**MOQ** 1



Mid Long Walnut Patisserie Grand

BO\_BB008  
**Mat** Walnut, Oiled  
**Dim** 530 × 325 × 80 mm  
20.8 × 12.7 × 3.1 in  
**MOQ** 1



Low Long Walnut Patisserie Grand

BO\_BB007  
**Mat** Walnut, Oiled  
**Dim** 530 × 325 × 40 mm  
20.8 × 12.7 × 1.5 in  
**MOQ** 1





• Denotes 'Gold' product

# Patisserie Three Step Riser

The discreet profiles of the Three Step Riser provide an elegant, expandable display solution. Easily configured into a stepped display or into beautiful geometric shapes to suit any presentation.



## Oak Three-Step Riser

BO_BBTS •	
Mat	Oak, Oiled
Lower Step:	
Dim	300 × 250 × 24 mm 11.8 × 9.8 × 0.9 in
Middle Step:	
Dim	342 × 250 × 53 mm 13.4 × 9.8 × 2 in
Upper Step:	
Dim	400 × 250 × 90 mm 15.7 × 9.8 × 3.5 in
MOQ	1







• Denotes 'Gold' product

## Cake Stands

A fresh, elegant take on a classic product with signature Craster twists. Organically shaped and turned from solid oak and walnut, our range of cake stands can be used with our glass cloches for covered display.



Large Oak Cake Stand

BU\_CS007 •

**Mat** Oak, Matt Lacquer

**Dim** 320ø × 210 mm  
12.6ø × 8.2 in

**MOQ** 1



Medium Oak Cake Stand

BU\_CS006 •

**Mat** Oak, Matt Lacquer

**Dim** 320ø × 136 mm  
12.6ø × 5.3 in

**MOQ** 1



Small Oak Cake Stand

BU\_CS005

**Mat** Oak, Matt Lacquer

**Dim** 157ø × 80 mm  
6.1ø × 3.1 in

**MOQ** 1



Large Walnut Cake Stand

BU\_CS003 •

**Mat** Walnut, Matt Lacquer

**Dim** 320ø × 210 mm  
12.6ø × 8.2 in

**MOQ** 1



Medium Walnut Cake Stand

BU\_CS002 •

**Mat** Walnut, Matt Lacquer

**Dim** 320ø × 136 mm  
12.6ø × 5.3 in

**MOQ** 1



Small Walnut Cake Stand

BU\_CS001

**Mat** Walnut, Matt Lacquer

**Dim** 157ø × 80 mm  
6.1ø × 3.1 in

**MOQ** 1



Large Glass Cloche

BU\_GC001 •

**Mat** Glass

**Dim** 296ø × 145 mm  
11.6ø × 5.7 in

**MOQ** 1

**Note** Compatible with Large and Medium Cake Stands, Tilt Plinths



Small Glass Cloche

BU\_GC002 •

**Mat** Glass

**Dim** 140ø × 106 mm  
5.5ø × 4.1 in

**MOQ** 1

**Note** Compatible with Small and Small Drum Cake Stands





• Denotes 'Gold' product

## Olive Wood Bowls

Our olive wood bowls have a special and vivid grain structure, making each piece unique. Every bowl is shaped from a new piece of wood; despite our meticulous drying process, cracks can occasionally appear in the wood due to the specific nature of these natural products.



Large Olive Wood Bowl

BW_307_D	
Mat	Oiled Olive Wood
Dim	300ø × 115 mm 11.8ø × 4.5 in
MOQ	1
Note	Due to the natural variations in olive wood, bowl sizes may vary significantly and exact dimensions cannot be guaranteed.



Small Olive Wood Bowl

BW_OBS	
Mat	Oiled Olive Wood
Dim	115ø × 38 mm 4.5ø × 1.5 in
MOQ	1
Note	Due to the natural variations in olive wood, bowl sizes may vary significantly and exact dimensions cannot be guaranteed.



Large Olive Wood Rustic Bowl

BW_RBO	
Mat	Oiled Olive Wood
Dim	280ø × 180 mm 11ø × 7 in
MOQ	1
Note	Due to the natural variations in olive wood, bowl sizes may vary significantly and exact dimensions cannot be guaranteed.



Small Olive Wood Rustic Bowl

BW_RBOS	
Mat	Oiled Olive Wood
Dim	240ø × 185 mm 9.4ø × 7.3 in
MOQ	1
Note	Due to the natural variations in olive wood, bowl sizes may vary significantly and exact dimensions cannot be guaranteed.



# Food & Beverage

---

TABLE TOP







• Denotes 'Gold' product

# Modern Boards

Made from solid hardwoods, our modern, cicchetti, charcuterie and canapé boards offer solutions for dining and food presentation with elevated signature Craster aesthetics.



## Large Oak Modern Board

BO\_CMOL  
**Mat** Oak, Oiled  
**Dim** 350 × 350 × 25 mm  
13.7 × 13.7 × 1 in  
**MOQ** 1

## Medium Oak Modern Board

BO\_CMOM  
**Mat** Oak, Oiled  
**Dim** 300 × 300 × 25 mm  
11.8 × 11.8 × 1 in  
**MOQ** 1

## Small Oak Modern Board

BO\_CMOS  
**Mat** Oak, Oiled  
**Dim** 200 × 200 × 20 mm  
7.9 × 7.9 × 0.8 in  
**MOQ** 1



## Oak Modern Board with Etched Recess

BO\_CMORF  
**Mat** Oak, Oiled  
**Dim** 340 × 220 × 25 mm  
13.3 × 8.6 × 1 in  
**MOQ** 1  
**Note** Compatible with Small Pots and Shaker



## Large Long Oak Modern Board

BO\_CMROL  
**Mat** Oak, Oiled  
**Dim** 120 × 400 × 20 mm  
4.7 × 15.7 × 0.8 in  
**MOQ** 1

## Small Long Oak Modern Board

BO\_CMROS  
**Mat** Oak, Oiled  
**Dim** 120 × 370 × 20 mm  
4.7 × 14.6 × 0.8 in  
**MOQ** 1



## Oak Steak Plate

BO\_SPOM  
**Mat** Oak, Oiled  
**Dim** 340 × 220 × 30 mm  
13.5 × 8.6 × 1.2 in  
**MOQ** 1  
**Note** Compatible with Small Pots and Shaker





• Denotes 'Gold' product

# Cicchetti Boards

Ideal for pizzas, finger foods and sharing platters, the Cicchetti Boards take inspiration from the cuisine of Veneto.



Oak Teardrop Cicchetti Board

BO\_CC001

**Mat** Oak, Oiled  
**Dim** 350 × 350 × 18 mm  
13.7 × 13.7 × 0.7 in  
**MOQ** 1



Round Oak Cicchetti Board

BO\_CC005

**Mat** Oak, Oiled  
**Dim** 350 × 459 × 18 mm  
13.7 × 18 × 0.7 in  
**MOQ** 1



Small Rectangular Oak Cicchetti Board with Handle

BO\_CC006

**Mat** Oak, Oiled  
**Dim** 313 × 170 × 18 mm  
12.3 × 6.6 × 0.7 in  
**MOQ** 1



Large Rectangular Oak Cicchetti Board with Handle

BO\_CC007

**Mat** Oak, Oiled  
**Dim** 530 × 140 × 18 mm  
20.8 × 5.5 × 0.7 in  
**MOQ** 1



Large Rectangular Oak Cicchetti Board

BO\_CC004

**Mat** Oak, Oiled  
**Dim** 505 × 200 × 18 mm  
19.9 × 7.9 × 0.7 in  
**MOQ** 1

Small Rectangular Oak Cicchetti Board

BO\_CC003

**Mat** Oak, Oiled  
**Dim** 350 × 155 × 18 mm  
13.7 × 6.1 × 0.7 in  
**MOQ** 1



Square Oak Cicchetti Board

BO\_CC002

**Mat** Oak, Oiled  
**Dim** 350 × 350 × 18 mm  
13.7 × 13.7 × 0.7 in  
**MOQ** 1



## Presentation Boards

Cut from robust oak, these Presentation Boards are ideal for casual canap  display.



### Large Oak Paddle Board

BO\_PBOL  
**Mat** Oak, Oiled  
**Dim** 510 × 200 × 18 mm  
20 × 7.9 × 0.7 in  
**MOQ** 1

### Medium Oak Paddle Board

BO\_PBOM  
**Mat** Oak, Oiled  
**Dim** 350 × 190 × 18 mm  
13.7 × 7.4 × 0.7 in  
**MOQ** 1

### Small Oak Paddle Board

BO\_PBOS  
**Mat** Oak, Oiled  
**Dim** 335 × 225 × 18 mm  
13.1 × 8.8 × 0.7 in  
**MOQ** 1



### Large Oak Charcuterie Board

BO\_CMCHBL  
**Mat** Oak, Oiled  
**Dim** 500 × 200 × 15 mm  
19.7 × 7.9 × 0.6 in  
**MOQ** 1

### Medium Oak Charcuterie Board

BO\_CMCHBM  
**Mat** Oak, Oiled  
**Dim** 350 × 190 × 15 mm  
13.8 × 7.5 × 0.6 in  
**MOQ** 1

## Background Marker Touch Up & Mineral Oil

Our pure mineral oil provides protection, retaining the wood's natural colour and character while prolonging the life of your board. The oil is clear, tasteless, odourless and food safe, making it ideal for use on wooden items including bowls, risers and utensils. It can also be used on slate or stone.

Mineral oil can be applied with a folded kitchen paper towel.



### Pure Mineral Oil Bottle, 500 ml

PC\_M01500  
**Mat** Mineral Oil  
**Dim** 52 × 118 × 500 mm  
2 × 4.6 × 19.7 in  
**MOQ** 1



### Background Marker Touch Up

PC\_TUMPO  
**Colour** Medium Oak  
**MOQ** 1

PC\_TUMPW  
**Colour** Dark Walnut  
**MOQ** 1

PC\_TUMPM  
**Colour** Mahogany  
**MOQ** 1

PC\_TUMPB  
**Colour** Black  
**MOQ** 1





• Denotes 'Gold' product

## Canapé Plinths

Elegantly-crafted walnut plinths feature scroll edges for easy handling and a smooth surface for elegant canapé presentation. These plinths are delightful as part of a large service or on their own to carry single-serve cuisine.



Large Walnut Canapé Plinth

BO\_316\_D  
**Mat** Walnut, Oiled  
**Dim** 530 × 320 × 30 mm  
20.8 × 12.6 × 1.1 in  
**MOQ** 1



Medium Walnut Canapé Plinth

BO\_316\_C  
**Mat** Walnut, Oiled  
**Dim** 300 × 300 × 30 mm  
11.8 × 11.8 × 1.1 in  
**MOQ** 1



Small Walnut Canapé Plinth

BO\_316\_B •  
**Mat** Walnut, Oiled  
**Dim** 310 × 155 × 30 mm  
12.2 × 6.1 × 1.1 in  
**MOQ** 1



Long Walnut Canapé Plinth

BO\_316\_E  
**Mat** Walnut, Oiled  
**Dim** 560 × 150 × 30 mm  
22 × 5.9 × 1.1 in  
**MOQ** 1





## Chip Pots

Made from solid spun metal, with a brushed copper or brass colour exterior, these pots are ideal for single-serve portions and add warmth and material interest to the dining table. Pots are dishwasher safe.



Large Copper Chip Pot

CP_CS003	
Mat	Copper PVD and Stainless Steel
Dim	100ø × 100 mm 3.9ø × 3.9 in
Vol	560 ml 19 oz
MOQ	1



Medium Copper Chip Pot

CP_CS002	
Mat	Copper PVD and Stainless Steel
Dim	85ø × 85 mm 3.3ø × 3.3 in
Vol	330 ml 11 oz
MOQ	1



Small Copper Chip Pot

CP_CS001	
Mat	Copper PVD and Stainless Steel
Dim	66ø × 66 mm 2.6ø × 2.6 in
Vol	150 ml 5 oz
MOQ	1



Mini Copper Chip Pot

RP_CS000	
Mat	Copper PVD and Stainless Steel
Dim	58ø × 38 mm 2.3ø × 1.5 in
Vol	100 ml 3.4 oz
MOQ	1



Large Brass Chip Pot

CP_BS003	
Mat	Brass PVD and Stainless Steel
Dim	100ø × 100 mm 3.9ø × 3.9 in
Vol	560 ml 19 oz
MOQ	1



Medium Brass Chip Pot

CP_BS002	
Mat	Brass PVD and Stainless Steel
Dim	85ø × 85 mm 3.3ø × 3.3 in
Vol	330 ml 11 oz
MOQ	1



Small Brass Chip Pot

CP_BS001	
Mat	Brass PVD and Stainless Steel
Dim	66ø × 66 mm 2.6ø × 2.6 in
Vol	150 ml 5 oz
MOQ	1



Mini Brass Chip Pot

RP_BS000	
Mat	Brass PVD and Stainless Steel
Dim	58ø × 38 mm 2.3ø × 1.5 in
Vol	100 ml 3.4 oz
MOQ	1





• Denotes 'Gold' product

# Shaker

Made from fine Scandinavian Aeroply in the tradition of the 19th century American Shaker community, this range, finished with miniature copper nails, provides chefs with a wonderfully versatile new material. Ideal to present all manner of dry foods for single-serve, from chips to grissini sticks and bar snacks, both in gathering spaces and in guest rooms, Shaker's aesthetic is elegant and understated across a property.



Shaker Large Frites Pot

SH\_630\_D •  
**Mat** Birch Stained Black  
**Dim** 100ø × 100 mm  
3.9ø × 3.9 in  
**MOQ** 1



Shaker Medium Frites Pot

SH\_SR002  
**Mat** Birch Stained Black  
**Dim** 85ø × 85 mm  
3.3ø × 3.3 in  
**MOQ** 1



Shaker Small Frites Pot

SH\_SR001  
**Mat** Birch Stained Black  
**Dim** 66ø × 66 mm  
2.6ø × 2.6 in  
**MOQ** 1  
**Note** Compatible with Modern Oak Board with Etched Recess



Shaker Conical Bread Basket

SH\_SR006  
**Mat** Birch Stained Black  
**Dim** 190 × 166 × 70 mm  
7.5 × 6.5 × 2.8 in  
**MOQ** 1



Shaker Large Oval Bread Basket

SH\_SR005  
**Mat** Birch Stained Black  
**Dim** 190 × 166 × 70 mm  
7.5 × 6.5 × 2.8 in  
**MOQ** 1



Shaker Small Oval Bread Basket

SH\_SR009  
**Mat** Birch Stained Black  
**Dim** 140 × 120 × 70 mm  
5.5 × 4.7 × 2.8 in  
**MOQ** 1



Shaker Lidded Bread Basket

SH\_454\_A  
**Mat** Birch Stained Black  
**Dim** 170ø × 105 mm  
6.7ø × 4.1 in  
**MOQ** 1



Shaker Baguette Tube

SH\_SR007  
**Mat** Birch Stained Black  
**Dim** 122ø × 200 mm  
4.8ø × 7.9 in  
**MOQ** 1



Shaker Grissini Bread Basket

SH\_SR004  
**Mat** Birch Stained Black  
**Dim** 60ø × 140 mm  
2.3ø × 5.5 in  
**MOQ** 1



# Food & Beverage

## IN-ROOM DINING







• Denotes 'Gold' product

# Trays

Craster’s origins. Lightweight yet durable, our range of tray styles, with and without legs, are ideal for in-room dining and breakfast in bed. Breakfast preparation racks and tray stands are available to complete in-room food and beverage offering.

Our Trays are available as standard in the materials noted per design. For bespoke materials, or sizes, please contact your sales rep. All custom designs are subject to an MOQ of 96 units.



Rectangular Modern Tray

TA\_CMML •  
**Mat** Mahogany, Lacquered  
  
TA\_CMOL •  
**Mat** Oak, Lacquered  
  
TA\_CMBOL •  
**Mat** Black, Lacquered  
**Dim** 600 × 400 × 40 mm  
23.6 × 15.7 × 1.6 in  
**MOQ** 1  
**Note** Fits: TO\_GNL12 / TO\_GNL2



Square Modern Tray

TA\_CMMM  
**Mat** Mahogany, Lacquered  
  
TA\_CMOM  
**Mat** Oak, Lacquered  
**Dim** 400 × 400 × 40 mm  
15.7 × 15.7 × 1.6 in  
**MOQ** 1



Modern Tray with Steel Handles

TA\_CMSSM  
**Mat** Mahogany, Lacquered  
  
TA\_CMSSO  
**Mat** Oak, Lacquered  
  
TA\_CMSSBO  
**Mat** Black, Lacquered  
**Dim** 626 × 400 × 40 mm  
24.6 × 15.7 × 1.6 in  
**MOQ** 1  
**Note** Fits: TO\_GNL12 / TO\_GNL24



Large Classic Butler Tray

TA\_BUTML •  
**Mat** Mahogany, Lacquered  
  
TA\_BUTWL  
**Mat** Walnut, Lacquered  
**Dim** 610 × 405 × 69 mm  
24 × 15.9 × 2.7 in  
**MOQ** 1  
**Note** Fits: TO\_GNL12 / TO\_GNL24



Mahogany Jersey Butler Tray

TA\_JERML  
**Mat** Mahogany, Lacquered  
**Dim** 610 × 444 × 57 mm  
24 × 17.4 × 2.2 in  
**MOQ** 1



Mahogany Self-Service Tray

TA\_SELML  
**Mat** Mahogany, Lacquered  
**Dim** 640 × 445 × 38 mm  
25.2 × 17.5 × 1.5 in  
**MOQ** 1

Medium Mahogany Classic Butler Tray

TA\_BUTMM  
**Mat** Mahogany, Lacquered  
**Dim** 468 × 303 × 69 mm  
18.4 × 11.9 × 2.7 in  
**MOQ** 1

## Materials and Colours



Oak



Walnut



Mahogany



Black



## Trays

Craster trays provide light and yet sturdy serving surfaces that will accommodate both traditional English and Continental breakfasts. Legs are perfectly designed to lock when folded and also when extended.



Modern Breakfast Tray with Legs

TA_ML001	
Mat	Stained Wenge
Open	
Dim	626 × 400 × 285 mm 24.6 × 15.7 × 11.2 in
Closed	
Dim	626 × 400 × 73 mm 24.6 × 15.7 × 2.9 in
MOQ	1



Classic Breakfast Tray with legs

TA_BTW	
Mat	Walnut, Lacquered
Open	
Dim	600 × 450 × 304 mm 23.6 × 17.7 × 12 in
Closed	
Dim	600 × 450 × 92 mm 23.6 × 17.7 × 3.6 in
MOQ	1



Butler Tray Stand

SR_BTSM	
Mat	Mahogany, Lacquered
SR_BTSSBO	
Mat	Black, Lacquered
SR_BTSW	
Mat	Walnut, Lacquered
Dim	565 × 355 × 715 mm 22.2 × 14 × 28.1 in
MOQ	1
Note	Fits: All trays except for Medium Classic Butler Tray and Square Modern Tray



Single Steel Tray Racks

TO_GNL12	
Mat	Powder Coated Steel
Dim	690 × 478 × 1674 mm 27.1 × 18.8 × 65.9 in
MOQ	1

Double Steel Tray Racks

TO_GNL24	
Mat	Powder Coated Steel
Dim	1355 × 478 × 1674 mm 53.3 × 18.8 × 65.9 in
MOQ	1
Note	Fits: TA_CMML / TA_CMBOL / TA_CMOL / TA_CMSSBO / TA_BUTML / TA_BUTWL / TA_BUTOL Clearance between runners is 120 mm / 4.7 in Fits fully prepared Room Service Trays

## Folding Tray Table

Designed as a contactless delivery solution for In-Room Dining, Poolside Service and Lounge or Restaurant table extension. The versatile Folding Tray Table has powerful magnets that connect it to the base and can easily detach for ease of storage. Available with locking magnets in Tall or without in Tall or Short sizes.



Folding Tray Table, Tall – Locking

SET_LT_WN002	
Mat	Walnut, Lacquered
Dim	400 × 600 × 749 mm 15.8 × 23.6 × 29.5 in
MOQ	1



Folding Tray Table, Tall – Non-locking

SET_FT_WN002	
Mat	Walnut, Lacquered
Dim	400 × 600 × 749 mm 15.8 × 23.6 × 29.5 in
MOQ	1



Folding Tray Table, Short – Non-locking

SET_FT_WN001	
Mat	Walnut, Lacquered
Dim	400 × 600 × 459 mm 15.8 × 23.6 × 18.1 in
MOQ	1

Watch the Video





## Wave Tray

Understated elegance complements the underlying innovation behind the Wave Tray. Designed with a robust non-slip rubber over moulding, the tray surface will never peel, meaning reduced replacements and a dishwasher safe, hard-performing finish. The tray's miniature locating feet are intelligently engineered to allow for aeration when stacked, with no water build up or residue, enabling reduced maintenance and a consistent, high-quality experience.



### Wave Tray

TA_SGW	
Mat	ABS
Dim	460 × 318 × 25 mm 18.1 × 12.5 × 1 in
MOQ	1
Note	Features: Anti-slip functionality

## Classic And Service Trolleys

Available with or without folding sides, our durable trolleys feature a reinforced frame and are ideal for front-of-house service. Custom glass inserts are available upon request.



### Trolley with Folding Sides

TO_LDTBLK	
Mat	Black, Lacquered
MOQ	1
TO_LDT	
Mat	Oak, Lacquered
MOQ	1
Dim	1922 × 585 × 954 mm 75.7 × 23 × 37.5 in
Note	Fits: Craster Service Trays Features: Rubber Bumpers, Locking Castors, Brushed Stainless Steel Handle



### Black Service Tray Trolley

TO_LDTBNF	
Mat	Black, Lacquered
MOQ	5
TO_LDTNF	
Mat	Oak, Lacquered
MOQ	5
Dim	1075 × 585 × 954 mm 42.3 × 23 × 37.5 in
Note	Fits: Craster Service Trays Features: Rubber Bumpers, Locking Castors, Brushed Stainless Steel Handle Assembly required



### Black Modern Tray Trolley

TO_CCTOB	
Mat	Black, Lacquered
MOQ	1
TO_CCTO	
Mat	Oak, Lacquered
MOQ	5
Dim	915 × 535 × 959 mm 36 × 21 × 37.8 in
Note	Fits: Craster Modern Trays Features: Rubber Bumpers, Locking Castors, Brushed Stainless Steel Handle Assembly required



# Conference & Events





## Line Table

Line is a unique folding table solution at the fore of space design. The lightweight, hygienic tops and compact folding leg system combine to offer advances in the evolution of linenless table design.


Line Table pairs operational innovation in intuitive, single-person setup and hygienic surfaces with a residential, discreet aesthetic.



Watch the Video







**Intuitive Set-Up**

Intuitive locking system and ergonomic grip for seamless set-up, breakdown and changeover. No tools required.

**Wipe-Clean Hygiene**

Each table features an intuitive locking system, with ergonomic grip for single-person seamless set-up, breakdown and change over. ISO 22196 compliant laminate tops offer wipe-clean ease.

**Compact Storage**

Legs collapse to 42mm (1.7 inches), with tops slotting underneath on the trolley for class-leading storage density back-of-house.





# Line Table System

The Line Table System is available in two sizes – 1800mm and 1500mm – and in four different shapes – rectangular, classroom, trapezoid and half round – to create various configurations to suit any space requirement.

Line consists of five different elements: table tops, legs, modesty panels (optional), cable management (optional) and trolleys.

Also available in dimensions 1800 × 600 mm and 1500 × 600 mm.


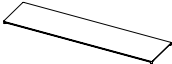
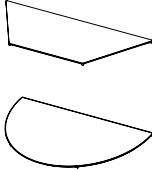


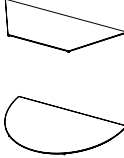



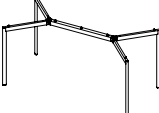
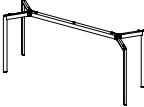
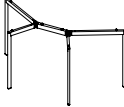
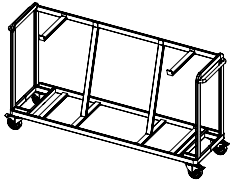
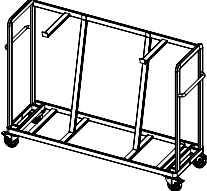
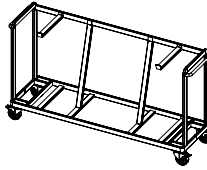
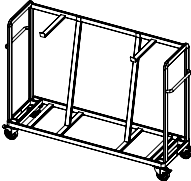
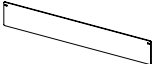
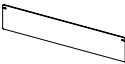
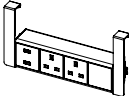
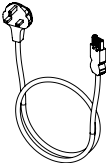

Please contact your Craster representative for further information.

1800 Range

1800 × 900 mm  
71 × 35.4 in

1500 Range

1500 × 750 mm  
59 × 29.5 in

Table Tops	     
Legs	     
Storage Trolleys	   
Modesty Panels	 
Cable Management	  












• Denotes 'Gold' product

## Line Table Tops

Line Table top sizes and shapes are shown below. Table top finish customisation is available – see below for options.  
Also available in dimensions 1800 × 600 mm and 1500 × 600 mm.  
Please contact your Craster representative for further information.

			
<b>Line 1800 Rectangle Top</b>	<b>Line 1800 Classroom Top</b>	<b>Line 1800 Trapezoid Top</b>	<b>Line 1800 Half Round Top</b>
CB_TR1890 (*B11, *B13, *D15, * B42, *D45, *B01)	CB_TC1845 (*B11, *B13, *D15, * B42, *D45, *B01)	CB_TT1890 (*B11, *B13, *D15, * B42, *D45, *B01)	CB_TH1890 (*B11, *B13, *D15, * B42, *D45, *B01)
<b>Mat</b> HPL, PU Edge	<b>Mat</b> HPL, PU Edge	<b>Mat</b> HPL, PU Edge	<b>Mat</b> HPL, PU Edge
<b>Dim</b> 1800 × 900 × 25 mm 71 × 35.4 × 1 in	<b>Dim</b> 1800 × 450 × 25 mm 71 × 17.7 × 1 in	<b>Dim</b> 1800 × 780 × 25 mm 71 × 30.7 × 1 in	<b>Dim</b> 1800 × 900 × 25 mm 71 × 35.4 × 1 in
<b>MOQ</b> 10	<b>MOQ</b> 10	<b>MOQ</b> 10	<b>MOQ</b> 10
			
<b>Line 1500 Rectangle Top</b>	<b>Line 1500 Classroom Top</b>	<b>Line 1500 Trapezoid Top</b>	<b>Line 1500 Half Round Top</b>
CB_TR1575B01	CB_TC1545B01	CB_TT1575 (*B11, *B13, *D15, * B42, *D45, *B01)	CB_TH1575 (*B11, *B13, *D15, * B42, *D45, *B01)
<b>Mat</b> Érable HPL, Black PU Edge	<b>Mat</b> Érable HPL, Black PU Edge	<b>Mat</b> HPL, PU Edge	<b>Mat</b> HPL, PU Edge
<b>MOQ</b> 1	<b>MOQ</b> 1	<b>Dim</b> 1500 × 650 × 25 mm 59 × 25.6 × 1 in	<b>Dim</b> 1500 × 750 × 25 mm 59 × 29.5 × 1 in
CB_TR1575 (*B11, *B13, *D15, * B42, *D45)	CB_TC1545 (*B11, *B13, *D15, * B42, *D45)	<b>MOQ</b> 10	<b>MOQ</b> 10
<b>Mat</b> HPL, PU Edge	<b>Mat</b> HPL, PU Edge		
<b>MOQ</b> 10	<b>MOQ</b> 10		
<b>Dim</b> 1500 × 750 × 25 mm 59 × 29.5 × 1 in	<b>Dim</b> 1500 × 450 × 25 mm 59 × 17.7 × 1 in		

### Table Tops And Edge

					
<b>B11</b> Tobacco + Black	<b>B13</b> Light Walnut + Black	<b>D15</b> Acacia + Grey	<b>B42</b> Dark Marble + Black	<b>D45</b> White Marble + Grey	<b>B01</b> Érable + Black





• Denotes 'Gold' product

## Line Table Legs

Line Table legs are shown in Black (B00) below. Table leg finish customisation is available – see below for options.



### Line 1800 Rectangle Legs

CB_LR1890 (*B00, *D00)	
Mat	Powder Coated Steel
Open	
Dim	1800 × 900 × 722 mm 71 × 35.4 × 28.4 in
Folded	
Dim	2174 × 42 × 722 mm 85.6 × 1.7 × 28.4 in
MOQ	20
Note	Fits: 1800 Rectangle products



### Line 1800 Classroom Legs

CB_LC1845 (*B00, *D00)	
Mat	Powder Coated Steel
Open	
Dim	1800 × 450 × 722 mm 71 × 17.7 × 28.4 in
Folded	
Dim	1987 × 42 × 722 mm 78.2 × 1.7 × 28.4 in
MOQ	20
Note	Fits: 1800 Classroom products



### Line 1800 Trapezoid / Half Round Legs

CB_LT1890 (*B00, *D00)	
Mat	Powder Coated Steel
Open	
Dim	1800 × 780 × 722 mm 71 × 30.7 × 28.4 in
Folded	
Dim	1993 × 42 × 722 mm 78.5 × 1.7 × 28.4 in
MOQ	20
Note	Fits: 1800 Trapezoid products



### Line 1500 Rectangle Legs

CB_LR1575B00	
Mat	Black Powder Coated Steel
MOQ	1
CB_LR1575D00	
Mat	Grey Powder Coated Steel
MOQ	20
Open	
Dim	1500 × 750 × 722 mm 59 × 29.5 × 28.4 in
Folded	
Dim	1812 × 42 × 722 mm 71.3 × 1.7 × 28.4 in
Note	Fits: 1500 Rectangle products



### Line 1500 Classroom Legs

CB_LC1545B00	
Mat	Black Powder Coated Steel
MOQ	1
CB_LC1545D00	
Mat	Grey Powder Coated Steel
MOQ	20
Open	
Dim	1500 × 450 × 722 mm 59 × 17.7 × 28.4 in
Folded	
Dim	1687 × 42 × 722 mm 66.4 × 1.7 × 28.4 in
Note	Fits: 1500 Classroom products



### Line 1500 Trapezoid / Half Round Legs

CB_LT1575 (*B00, *D00)	
Mat	Powder Coated Steel
Open	
Dim	1500 × 650 × 722 mm 59 × 25.6 × 28.4 in
Folded	
Dim	1658 × 42 × 722 mm 65.3 × 1.7 × 28.4 in
MOQ	20
Note	Fits: 1500 Trapezoid products

### Legs

	
B00 Black	D00 Grey



• Denotes 'Gold' product

## Line Modesty Panels

Line Table modesty panels are shown in Black (B00) below. Modesty panel customisation is available – see below for options.

	
<b>Line 1800 Rectangle / Classroom Modesty Panel</b>	<b>Line 1500 Rectangle / Classroom Modesty Panel</b>
CB_MRCF5 (*B00, *D00)	CB_MRBE5 (*B00, *D00)
<b>Mat</b> PET Fiber	<b>Mat</b> PET Fiber
<b>Dim</b> 1686 × 280 × 10 mm 66.4 × 11 × 0.4 in	<b>Dim</b> 1386 × 280 × 10 mm 54.6 × 11 × 0.4 in
<b>MOQ</b> 40	<b>MOQ</b> 40
<b>Modesty Panel</b>	

- 

**B00**  
Black
- 

**D00**  
Light Grey

## Line Cable Management

Line Table power units have been designed to fit discreetly beneath tables, with a subtle cable management sleeve to reduce trip hazards and unsightly wires. Equipped with male and female sockets, each unit can be daisy chained together, with magnetic clips provided to channel cables discreetly along table frames. Intelligently-designed USB A and C outlets for mobile and laptop charging may be toggled in and out and replaced without affecting adjacent sockets.

Available in North American, EU (Schuko), UK/IRL and Japanese sockets as standard. Other regional sockets available upon request.







	
<b>Line Under Desk Power Set</b>	<b>Line Cable Management Sleeve</b>
CB_PSUUK	CB_CAAA6B00
<b>MOQ</b> 1	<b>Mat</b> Rigid UPVC
<b>Note</b> 2 plugs, A+C USB port Includes 1 × 1.5 Metres cable, 1 × cable sleeve	<b>Dim</b> 57 × 27 × 658 mm 2.2 × 1.1 × 25.9 in
CB_PDUK	<b>MOQ</b> 1
<b>Note</b> 2 plugs, A+C USB port Includes 1 × daisy chain cable, 5 × magnetic clips. Available in regional options	



# Materials and Colours

Line Table tops are made from HPL with a durable Reef edge; table legs are available in complementing colours. Craster recommends the material and colour selection below. Bespoke options are available upon request. Our standard top comes as Erable and Black (B01). For bespoke colours, the minimum order quantity is 36 units.

## Table Tops And Edge

					
<b>B11</b> Tobacco + Black	<b>B13</b> Light Walnut + Black	<b>D15</b> Acacia + Grey	<b>B42</b> Dark Marble + Black	<b>D45</b> White Marble + Grey	<b>B01</b> Érable + Black

## Legs

	
<b>B00</b> Black	<b>D00</b> Grey

## Modesty Panel

	
<b>B00</b> Black	<b>D00</b> Light Grey

Line 1800 Rectangle–B11 Tobacco + Black



Line 1500 Rectangle–B13 Light Walnut + Black



Line 1800 Classroom–D15 Acacia + Grey



Line 1500 Classroom–B42 Dark Marble + Black



Line 1800 Trapezoid–D45 White Marble + Grey



Line 1500 Trapezoid–B01 Érable + Black



Line 1800 Half Round–B11 Tobacco + Black



Line 1800 Rectangle–B13 Light Walnut + Black





• Denotes 'Gold' product

## Line Trolleys

Line Table trolleys conveniently store 8 tops and legs, enabling the Line System’s convenient transport before and after changeover.



Line 1800 Rectangle / Classroom Trolley

CB_SRCA3B00	
Mat	Mild Steel
Dim	2339 × 550 × 1210 mm 92 × 21.6 × 47.6 in
MOQ	1
Note	Each Trolley can fit 8 tops and legs



Line 1800 Trapezoid / Half Round Trolley

CB_STCF3B00	
Mat	Mild Steel
Dim	2158 × 550 × 1385 mm 84.9 × 21.6 × 54.5 in
MOQ	2
Note	Each Trolley can fit 8 tops and legs



Line 1500 Rectangle / Classroom Trolley

CB_SRBA3B00	
Mat	Mild Steel
Dim	1977 × 550 × 1060 mm 77.8 × 21.6 × 41.7 in
MOQ	1
Note	Each Trolley can fit 8 tops and legs



Line 1500 Trapezoid / Half Round Trolley

CB_STBE3B00	
Mat	Mild Steel
Dim	1823 × 550 × 1310 mm 71.8 × 21.6 × 51.6 in
MOQ	2
Note	Each Trolley can fit 8 tops and legs



## Link Table

Introducing the Link Table System, a sleek events and display table for the F&B and C&E space. Intelligently designed for intuitive setup, Link has been engineered for flexible configurations.

Forged to support socially-distant cuisine services or lingering points, the Link range has been designed to complement our Line system for a seamless aesthetic across and between spaces.

With a slender elliptical leg profile and central folding mechanism for easy storage, Link pairs with Line beautifully in front of house presentation and minimises back of house storage.

There are three table heights (1100, 900 and 740 mm) with options of toughened glass or HPL tops.

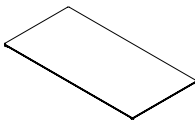
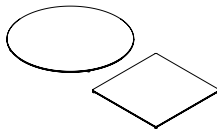
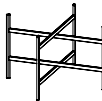
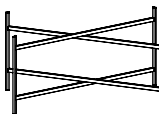
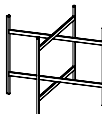
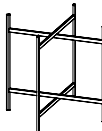
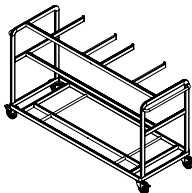





# Link Table System

The innovative Link Table System blends front-of-house poise with back-of-house functionality in a beautiful concept. Available in three shapes - rectangular, round and square - Link tables can be combined with different height legs to create nesting arrangements.

Select a shape and material for the top and finish by choosing a leg height (short, medium, tall).

800 Range		
1600 × 800 mm 63 × 31.5 in	1130ø / 800 × 800 mm 44.5ø / 31.5 × 31.5 in	
Table Tops		
	800 Rectangle	800 Round / Square
Short Legs		
	800 Short	
Medium Legs		
	800 Medium	800 Medium
Tall Legs		
		800 Tall
Storage Trolleys		
	800 Rectangle	800 Round / Square





## Link Reef Edge Table Tops

A highly resistant innovation, the Reef table top edge ensures longevity in the aesthetic and operation of Conference and Events ranges. The protective Reef edge offers the perfect solution for frequent setup, breakdown and back-of-house storage. Combined with laminate tops, Reef edges provide an unparalleled ease of care.

Our other HPL finishes from Line are available for Rise & Link, dependant on order quantity.



Link Reef Edge Square Table Top

CB\_TSQ800 (\*B11, \*D41)

**Mat** HPL, Reef Edge  
**Dim** 800 × 800 × 22 mm  
31.5 × 31.5 × 0.9 in  
**MOQ** 10



Link Reef Edge Round Table Top

CB\_TRO800 (\*B11, \*D41)

**Mat** HPL, Reef Edge  
**Dim** 1130ø × 22 mm  
44.5ø × 0.9 in  
**MOQ** 10

### Reef Edge Table Tops



**B11**  
Tobacco  
+ Black



**B42**  
Dark Marble  
+ Black

## Link Glass Table Tops

Our toughened glass tops are available in clear or grey glass.



Link Glass Rectangle Table Top

CB\_TRE800 (\*50, \*20)

**Mat** Glass  
**Dim** 800 × 1600 × 22 mm  
31.5 × 63 × 0.9 in  
**MOQ** 5



Link Glass Square Table Top

CB\_TSQ800 (\*50, \*20)

**Mat** Glass  
**Dim** 800 × 800 × 22 mm  
31.5 × 31.5 × 0.9 in  
**MOQ** 5



Link Glass Round Table Top

CB\_TRO800 (\*50, \*20)

**Mat** Glass  
**Dim** 1130ø × 22 mm  
44.5ø × 0.9 in  
**MOQ** 5

### Glass Table Tops



**50**  
Grey







**20**  
Clear



• Denotes 'Gold' product

## Link Table Legs



With a slender elliptical leg profile and central folding mechanism, Link Table legs have been intelligently designed to demount quickly for easy storage while retaining an exceptional display front-of-house.

			
<b>Link Rectangle Medium Table Leg</b>	<b>Link Square / Round Tall Table Leg</b>	<b>Link Square / Round Medium Table Leg</b>	<b>Link Square / Round Short Table Leg</b>
CB_LRE890B00	CB_LSQ811B00	CB_LSQ890B00	CB_LSQ874B00
<b>Mat</b> Powder Coated Steel	<b>Mat</b> Powder Coated Steel	<b>Mat</b> Powder Coated Steel	<b>Mat</b> Powder Coated Steel
<b>Open</b>	<b>Open</b>	<b>Open</b>	<b>Open</b>
<b>Dim</b> 1600 × 800 × 880 mm 63 × 31.5 × 34.6 in	<b>Dim</b> 800 × 800 × 1080 mm 31.5 × 31.5 × 42.5 in	<b>Dim</b> 800 × 800 × 880 mm 31.5 × 31.5 × 34.6 in	<b>Dim</b> 800 × 800 × 720 mm 31.5 × 31.5 × 28.3 in
<b>Folded</b>	<b>Folded</b>	<b>Folded</b>	<b>Folded</b>
<b>Dim</b> 1782 × 42 × 880 mm 70.1 × 1.7 × 34.6 in	<b>Dim</b> 1131 × 42 × 1080 mm 44.5 × 1.7 × 42.5 in	<b>Dim</b> 1131 × 42 × 880 mm 44.5 × 1.7 × 34.6 in	<b>Dim</b> 1131 × 42 × 720 mm 44.5 × 1.7 × 28.3 in
<b>MOQ</b> 10	<b>MOQ</b> 10	<b>MOQ</b> 10	<b>MOQ</b> 10

### Legs


<b>B00</b> Black

## Link Trolleys

	
<b>Link Rectangle Trolley</b>	<b>Link Square / Round Trolley</b>
CB_SRE800B00	CB_SSQ800B00
<b>Mat</b> Powder Coated Steel	<b>Mat</b> Powder Coated Steel
<b>Dim</b> 2105 × 755 × 1185 mm 82.9 × 29.7 × 46.6 in	<b>Dim</b> 1305 × 755 × 1185 mm 51.4 × 29.7 × 46.6 in
<b>MOQ</b> 1	<b>MOQ</b> 1
<b>Note</b> Each Trolley can fit 6 tops and legs	<b>Note</b> Each Trolley can fit 6 tops and legs



## Rise Table

The Rise Table System has been intelligently engineered to support a responsive, modular display that is both beautiful and effortlessly assembled.

Rise features a universal locator system allowing folding legs and table tops to be used in any combination. Legs are available in natural, white-washed and stained black oak, and stainless or black steel.

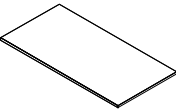
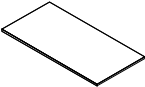
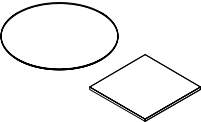
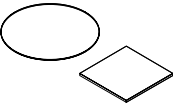
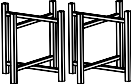
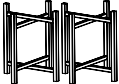


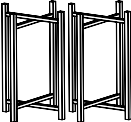
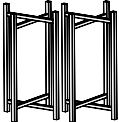
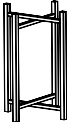

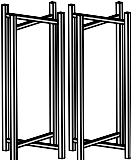
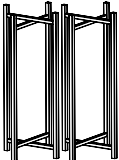


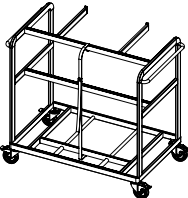
Square, circular and rectangular tops come in wipe-clean glass, antimicrobial HPL with hard-wearing Reef edge or oak veneer.



# Rise Table System

Using a universal locating system, the Rise Table System allows you to mix and match any top or legs to create the perfect solution for your buffet.

Select a size series (800 or 700), then select a shape and material for the top and finish by choosing a leg height (short, medium, tall) and a leg finish (stained wenge, painted black ash, and stainless or black steel).

	800 Double	700 Double	800	700
Table Tops	 800 Double Top	 700 Double Top	 800 Top	 700 Top
Short Legs	 800 Short	 700 Short	 800 Short	 700 Short
Medium Legs	 800 Medium	 700 Medium	 800 Medium	 700 Medium
Tall Legs	 800 Tall	 700 Tall	 800 Tall	 700 Tall
Storage Trolleys				





## Rise Reef Edge Table Tops

The aesthetic and longevity of the Rise System is ensured by the hard-wearing Reef edge, which offers the perfect solution for frequent set-up, breakdown, and back-of-house storage. Combined with laminate tops, Reef edges offer wipe-clean ease.

Our other HPL finishes from Line are available for Rise & Link, dependant on order quantity.



### Rise Reef Edge Rectangle Table Top

CB\_UT8140  
**Mat** Érable Wenge HPL, Black Reef Edge  
**MOQ** 1

CB\_UT81 (\*B11, \*B42, \*D45)  
**Mat** HPL, Reef Edge  
**MOQ** 10  
**Dim** 800 × 1600 × 25 mm  
31.5 × 63 × 1 in  
**Note** Fits: 800 products

CB\_UT71 (\*B11, \*B42, \*D45, \*40)  
**Mat** HPL, Reef Edge  
**Dim** 700 × 1400 × 25 mm  
27.6 × 65.1 × 1 in  
**MOQ** 10  
**Note** Fits: 700 products



### Rise Reef Edge Square Table Top

CB\_UT8040  
**Mat** Érable Wenge HPL, Black Reef Edge  
**MOQ** 1

CB\_UT80 (\*B11, \*B42, \*D45)  
**Mat** HPL, Reef Edge  
**MOQ** 10  
**Dim** 800 × 800 × 25 mm  
31.5 × 31.5 × 1 in  
**Note** Fits: 800 products

CB\_UT70 (\*B11, \*B42, \*D45, \*40)  
**Mat** HPL, Reef Edge  
**Dim** 700 × 700 × 25 mm  
27.6 × 27.6 × 1 in  
**MOQ** 10  
**Note** Fits: 700 products




### Rise Reef Edge Round Table Top

CB\_UT83 (\*B11, \*B42, \*D45, \*40)  
**Mat** HPL, Reef Edge  
**Dim** 1130ø × 25 mm  
44ø × 1 in  
**MOQ** 10  
**Note** Fits: 800 products

CB\_UT73 (\*B11, \*B42, \*D45, \*40)  
**Mat** HPL, Reef Edge  
**Dim** 990ø × 25 mm  
39ø × 1 in  
**MOQ** 10  
**Note** Fits: 700 products

### Reef Edge Table Tops



## Rise Veneer Table Tops


Formed of layers of oak veneer and stained to a dark wengé with solid hardwood edging, veneer table tops form an elegant solution for the Rise System.



### Rise Veneer Rectangle Table Top

CB\_UT8101  
**Mat** Veneer  
**Dim** 800 × 1600 × 25 mm  
31.5 × 63 × 1 in  
**MOQ** 1  
**Note** Fits: 800 products

CB\_UT7101  
**Mat** Veneer  
**Dim** 700 × 1400 × 25 mm  
27.6 × 55.1 × 1 in  
**MOQ** 30  
**Note** Fits: 700 products



### Rise Veneer Square Table Top

CB\_UT8001  
**Mat** Veneer  
**Dim** 800 × 800 × 25 mm  
31.5 × 31.5 × 1 in  
**MOQ** 30  
**Note** Fits: 800 products

CB\_UT7001  
**Mat** Veneer  
**Dim** 700 × 700 × 25 mm  
27.6 × 27.6 × 1 in  
**MOQ** 30  
**Note** Fits: 700 products

## Rise Glass Table Tops

Toughened glass tops enhance the hard-wearing features of Rise. Available in clear, frosted, or grey glass.



### Rise Glass Rectangle Table Top

CB\_UT81 (\*50, \*30, \*20)

**Mat** Glass  
**Dim** 800 × 1600 × 22 mm  
31.5 × 63 × 0.9 in

**MOQ** 5  
**Note** Fits: 800 products

CB\_UT71 (\*50, \*30, \*20)

**Mat** Glass  
**Dim** 700 × 1400 × 22 mm  
27.5 × 55.1 × 0.9 in

**MOQ** 5  
**Note** Fits: 700 products



### Rise Glass Square Table Top

CB\_UT8020

**Mat** Clear Glass  
**MOQ** 1

CB\_UT80 (\*50, \*30)

**Mat** Glass  
**MOQ** 5  
**Dim** 800 × 800 × 22 mm  
31.5 × 31.5 × 0.9 in

**Note** Fits: 800 products

CB\_UT70 (\*50, \*30, \*20)

**Mat** Glass  
**Dim** 700 × 700 × 22 mm  
27.5 × 27.6 × 0.9 in

**MOQ** 5  
**Note** Fits: 700 products



### Rise Glass Round Table Top

CB\_UT83 (\*50, \*30, \*20)

**Mat** Glass  
**Dim** 1130ø × 22 mm  
44.5ø × 0.9 in

**MOQ** 5  
**Note** Fits: 800 products

CB\_UT73 (\*50, \*30, \*20)

**Mat** Glass  
**Dim** 990ø × 22 mm  
39ø × 0.9 in

**MOQ** 5  
**Note** Fits: 700 products

### Glass Table Tops



50

Grey



30

Frosted



20

Clear

• Denotes 'Gold' product

## Rise Table Legs

Rise Table legs are available in three heights, with material options of stained wenge, painted black ash, and stainless or black steel.

Link trolleys are compatible with Rise system, see page 133 for options.



### Rise 800 Tall Table Leg

CB\_UL8401

**Mat** Stained Wenge  
**MOQ** 1

CB\_UL8404

**Mat** Black Lacquered  
**MOQ** 30

CB\_UL8410

**Mat** Stainless Steel  
**MOQ** 1

CB\_UL8420

**Mat** Black Powder Coated Steel  
**MOQ** 30

#### Open

**Dim** 787 × 787 × 1090 mm  
31 × 31 × 42.9 in

#### Folded

**Dim** 826 × 73/95 × 1090 mm  
32.5 × 2.9/3.7 × 42.9 in

**Note** Fits: 800 products



### Rise 800 Medium Table Leg

CB\_UL8201

**Mat** Stained Wenge  
**MOQ** 1

CB\_UL8204

**Mat** Black Lacquered  
**MOQ** 30

CB\_UL8210

**Mat** Stainless Steel  
**MOQ** 1

CB\_UL8220

**Mat** Black Powder Coated Steel  
**MOQ** 30

#### Open

**Dim** 787 × 787 × 890 mm  
31 × 31 × 35 in

#### Folded

**Dim** 826 × 73/95 × 890 mm  
32.5 × 2.9/3.7 × 35 in

**Note** Fits: 800 products



### Rise 800 Short Table Leg

CB\_UL8101

**Mat** Stained Wenge  
**MOQ** 1

CB\_UL8104

**Mat** Black Lacquered  
**MOQ** 30

CB\_UL8110

**Mat** Stainless Steel  
**MOQ** 1

CB\_UL8120

**Mat** Black Powder Coated Steel  
**MOQ** 30

#### Open

**Dim** 787 × 787 × 690 mm  
31 × 31 × 27.2 in

#### Folded

**Dim** 826 × 73/95 × 690 mm  
32.5 × 2.9/3.7 × 27.2 in

**Note** Fits: 800 products



### Rise 700 Tall Table Leg

CB\_UL74 (\*01, \*04, \*10, \*20)

**Mat** See options below

#### Open

**Dim** 696 × 696 × 1090 mm  
27.4 × 27.4 × 42.9 in

#### Folded

**Dim** 734 × 73/95 × 1090 mm  
28.9 × 2.9/3.7 × 42.9 in

**MOQ** 30

**Note** Fits: 700 products



### Rise 700 Medium Table Leg

CB\_UL72 (\*01, \*04, \*10, \*20)

**Mat** See options below

#### Open

**Dim** 696 × 696 × 890 mm  
27.4 × 27.4 × 35 in

#### Folded

**Dim** 734 × 73/95 × 890 mm  
28.9 × 2.9/3.7 × 35 in

**MOQ** 30

**Note** Fits: 700 products



### Rise 700 Short Table Leg

CB\_UL71 (\*01, \*04, \*10, \*20)

**Mat** See options below

#### Open

**Dim** 696 × 696 × 690 mm  
27.4 × 27.4 × 27.2 in

#### Folded

**Dim** 734 × 73/95 × 690 mm  
28.9 × 2.9/3.7 × 27.2 in

**MOQ** 30

**Note** Fits: 700 products

### Legs



01

Stained Wenge



04

Black Lacquered



10

Stainless Steel



20

Black Powder  
Coated Steel



# Bedroom







• Denotes 'Gold' product

# Tea Service

Simple, elegant hospitality tea and coffee presentation pieces in lavish materials.



Walnut Three-Piece Luxury Tea Set

TA\_LTSFW

Mat Walnut

Large Tray

Dim 427 × 292 × 25 mm  
16.8 × 11.5 × 1 in

Small Tray

Dim 280 × 162 × 25 mm  
11 × 6.4 × 1 in

Tea Caddy

Dim 280 × 77 × 87 mm  
11 × 3 × 3.4 in

MOQ 1



Large Walnut Tea Tray

TA\_LTSFW.1

Mat Walnut

Dim 427 × 292 × 25 mm  
16.8 × 11.5 × 1 in

MOQ 1



Small Walnut Tea Tray

TA\_LTSFW.2

Mat Walnut

Dim 280 × 162 × 25 mm  
11 × 6.4 × 1 in

MOQ 1



Walnut Tea Caddy

TA\_LTSFW.3

Mat Walnut

Dim 280 × 77 × 87 mm  
11 × 3 × 3.4 in

MOQ 1



# Amenities Presentation

Craster’s select range of exquisite products for the bedroom and bathroom environment. Strong, durable materials mean these products can withstand moisture-rich environments.



Walnut Tissue Box

AP\_364\_W •  
Mat Walnut  
Dim 132 × 132 × 137 mm  
5.2 × 5.2 × 5.4 in  
MOQ 1



Faux Leather Tissue Box

AP\_367\_H  
Mat Espresso Brown Faux Leather / Suede Inner  
Dim 138 × 138 × 140 mm  
5.4 × 5.4 × 5.5 in  
MOQ 100



Faux Leather Laundry Box

AP\_LB005  
Mat Espresso Brown Faux Leather / Suede Inner  
Dim 380 × 300 × 130 mm  
14.9 × 11.8 × 5.1 in  
MOQ 50



Walnut Cotton Holder

AP\_364\_Q  
Mat Walnut  
Dim 70 × 70 × 130 mm  
2.8 × 2.8 × 5 in  
MOQ 1



Faux Leather Box

AP\_LB004  
Mat Espresso Brown Faux Leather / Suede Inner  
Dim 200 × 265 × 55 mm  
7.8 × 10.4 × 2.2 in  
MOQ 50  
Note Customisable inserts available



Faux Leather Waste Bin

AP\_367\_G  
Mat Espresso Brown Faux Leather with Stainless Steel Rim and Removable Fire Resistant Metal Liner  
Dim 209 × 209 × 257 mm  
8.2 × 8.2 × 10.1 in  
MOQ 25



Stainless Steel Tissue Box

AP\_317\_J  
Mat Stainless Steel  
Dim 122 × 122 × 135 mm  
4.8 × 4.8 × 5.3 in  
MOQ 1



Stainless Steel Soap Dish

AP\_317\_K  
Mat Stainless Steel  
Dim 100 × 60 × 20 mm  
3.9 × 2.4 × 0.8 in  
MOQ 1



Stainless Steel Waste Bin with Lid

AP\_SS002  
Mat Stainless Steel  
Dim 175ø × 220 mm  
6.9ø × 8.7 in  
MOQ 1

## Luggage Racks

Luggage racks combine rigid construction and beautifully finished materials. The integrated backboard prevents luggage from damaging the walls.



Stainless Steel Luggage Rack

SR_LUGSSP	
Mat	Stainless Steel
Dim	520 × 430 × 460 mm 20.5 × 16.9 × 18.1
MOQ	100



Luggage Rack with Backboard

SR_LUGBBLK		SR_LUGBW	
Mat	Black	Mat	Walnut
SR_LUGBO			
Mat	Oak		
Dim	655 × 417 × 530 mm 25.8 × 16.4 × 20.9 in		
MOQ	40		
Note	Materials available depending on order quantity		



Bedroom Luggage Rack

SR_LUGBLK		SR_LUGM	
Mat	Black	Mat	Mahogany
SR_LUGO		SR_LUGW	
Mat	Oak	Mat	Walnut
Dim	655 × 417 × 466 mm 25.8 × 16.4 × 18.3 in		
MOQ	40		
Note	Materials available depending on order quantity		

### Materials and Colours



Oak



Walnut



Mahogany



Black

• Denotes 'Gold' product

## Shaker Bins and Storage

Made from fine Scandinavian AeroPLY in the tradition of 19<sup>th</sup> century American Shaker community, the Shaker range adds a touch of luxury to the bedroom or bathroom.



Shaker Conical Laundry Bin

SH_LBCW	
Mat	Birch Stained Walnut
SH_LB001	
Mat	Birch Stained Black
Dim	415ø × 625 mm 16.3ø × 24.6 in
MOQ	30



Shaker Large Luxury Waste Bin

SH_LWBW	
Mat	Birch Stained Walnut
MOQ	1
SH_LW003	
Mat	Birch Stained Black
MOQ	1
Dim	325 × 247 × 305 mm 12.7 × 9.7 × 12 in



Shaker Small Luxury Waste Bin

SH_LW001	
Mat	Birch Stained Walnut
MOQ	60
SH_LW002	
Mat	Birch Stained Black
MOQ	60
Dim	240 × 180 × 225 mm 9.4 × 7.1 × 8.8 in

### Materials and Colours



Walnut



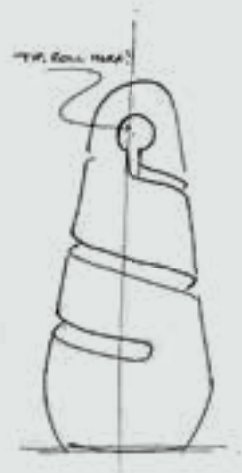
Black



## Craster Design Studio

Craster design Studio is a team of experienced industrial designers and developers. We focus on product creation and space curation for the hospitality industry.

The studio is borne out of collaborations with key clients with the intent to create innovative and intelligent solutions. We derive our inspiration from the collaboration itself, the quality of materials, best practice design methodologies and achieving functional excellence.



Discover More



# Product Design

## COMBINING CLIENT COLLABORATION & BESPOKE MANUFACTURING EXPERTISE

In the fast-evolving landscape of premium hospitality, the best brands compete to deliver truly unique guest experiences. We help our clients to navigate a dynamic hospitality market and differentiate themselves by creating products that deliver experiential moments that stand out.

Contact your Craster representative to discover more about bespoke product creation.



# Space Curation

## INTRODUCING CRASTER PLAN VISUAL MERCHANDISER AND SPACE PLANNING SERVICE

The Craster PLAN tool offers the ability to curate Craster product in real time, with 2D and 3D interior layout tools to help you choreograph guest circulation and public spaces.

This tool is currently available for use through our sales team and offers easy set up and reconfiguration for F&B buffet displays. Conference and event space curation with furniture setup is also available.

Contact your Craster representative to discuss your project with PLAN.



To discover more, visit us online or contact the team:  
[info@craster.com](mailto:info@craster.com)

CRASTER LTD

Suite 218, Great Western Studios  
65 Alfred Road, London W2 5EU

[www.craster.com](http://www.craster.com)

Europe +44 (0) 203 004 4750 – USA +1 732 543 7862





Craster Ltd.	(UK) +44 (0)203 004 4750
Great Western Studios	(USA) +1 732 543 7862
65 Alfred Road	<a href="mailto:info@craster.com">info@craster.com</a>
London W2 5EU	<a href="http://www.craster.com">www.craster.com</a>

craster